

WORKSTATIONS
MODULES SYSTEM
HOME OFFICE

dvo_

A LIFEFUL PLACE FOR A DESIGNFUL INSTINCT

Design del servizio. Siamo prima di tutto questo. Esperti del settore dell'arredo da ufficio. E innovatori. Partner prima che fornitori. Partecipiamo ai progetti dei clienti fornendo servizi di pre e post-vendita e formazione continua. Puntiamo alla felicità del cliente perché è un concetto che va oltre la semplice soddisfazione. Siamo una service company che risponde a ogni idea creativa con un servizio just in time e una logistica veloce e affidabile. Lavoriamo al fianco di architetti e progettisti per fornire un servizio flessibile, dinamico, a misura di cliente e di progetto. Pensiamo e agiamo "green", implementando continuamente le nostre certificazioni. DVO è soprattutto questo. Un partner capace di interpretare il mercato e comprenderne le evoluzioni. Per fornire le risposte giuste prima che diventino bisogni.

Service design. This is what we are, first and foremost. Experts in the office furniture industry. And innovators. Partners more so than suppliers. We contribute to our customers' projects, providing before- and after-sales services and continuous training. We strive to make our customers happy, because happiness goes well beyond satisfaction. We are a service company that responds to every creative idea with a just-in-time strategy and fast, reliable logistics. We work alongside architects and designers to offer a flexible, dynamic service tailored to the customer and the project. We think and act "green", continuously building on our certifications. DVO is this, above all. A partner able to interpret the market and understand its evolution. To give the right answers before desires become needs.

| | |
|------------------------------|--------|
| Workstations | P. 04 |
| Modules System | P. 212 |
| Home Office Solutions | P. 226 |

Index

Workstations

Le collezioni dedicate all'operatività. Una vasta gamma di prodotti e soluzioni che si adattano perfettamente ad ogni esigenza: eleganza e minimalismo, leggerezza costruttiva, design, funzionalità, tecnologia e semplicità.

The collections for workstations. A wide range of products and solutions for any need: elegance and minimalism, lightweight construction, design and functionality, technology and simplicity.

E-Place P. 06



Entity P. 34



DV802 P. 82



Nobu P. 122



Treko P. 154



Enna P. 178



Nida P. 204



E-Place DV804

Versatile, giovane e funzionale. Sistema con grandissima facilità di installazione. Un prodotto destinato a comporre spazi d'arredo operativi e direzionali completi, al passo con l'evoluzione del lavoro.

Versatile, fresh styled and functional, a range with an extremely easy assembly system. This series fully furnishes operative and executive spaces, in line with today's work evolutions.















Workstations































Canale passacavi, in lamiera, per gamba /
Sheet metal cable channel for leg




Canale passacavi in PVC ispezionabile /
Accessible horizontal PVC cable channel




Canale passacavi singolo, ispezionabile in lamiera /
Accessible sheet metal single cable channel



Prolunga, in lamiera, per canale passacavi singolo /
Sheet metal link-piece for single cable channel



Canale passacavi doppio, ispezionabile in lamiera /
Accessible sheet metal double cable channel



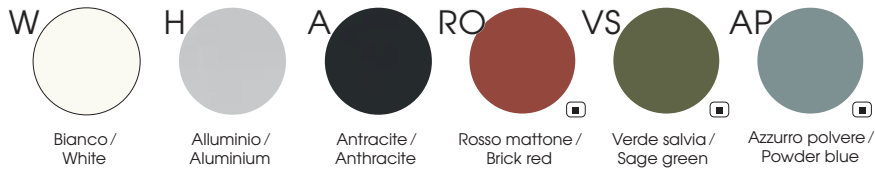
Prolunga, in lamiera, per canale passacavi doppio /
Sheet metal link-piece for double cable channel

Tavoli / Tables

Piani di lavoro sp. 2.5 cm, in melaminico con bordi perimetrali in ABS sp. 0.2 cm / Worktops 2.5 cm thick, in melamine with 0.2 cm ABS edge-profiles
Modesty panel sp. 1.8 cm, in melaminico / Modesty panel 1.8 cm thick, in melamine

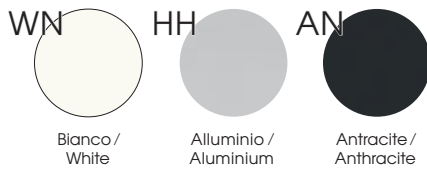


Strutture metalliche / Metal structures

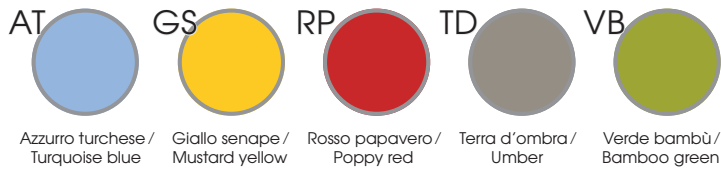


Mobili di servizio / Service units

Scocca e ripiani sp. 1.8 cm, in melaminico / Bodies and shelves 1.8 cm thick, in melamine



Ante scorrevoli sp. 1.8 cm, in melaminico con bordo ABS sp. 0.15 cm colore alluminio /
Sliding doors 1.8 cm thick, in melamine with aluminium-coloured ABS edge-profiles 0.15 cm thick



Ante scorrevoli sp. 1.8 cm, in melaminico con bordo ABS sp. 0.15 cm in tinta / Sliding doors 1.8 cm thick, in melamine with ABS edge-profiles 0.15 cm thick, in same color



Note

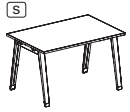
Per i colori e le finiture dei Frontal Panels, vedere il relativo capitolo in DV300 - Accessori. / For colours and finishes of Frontal Panels, see the chapter in DV300 - Accessories.

☐ Prodotti non in pronta consegna. Per la disponibilità contattare l'ufficio commerciale. / Items not in prompt delivery. Please contact the commercial department to check availability.

Piani di lavoro in melaminico sp. 25 mm con bordi perimetrali in ABS sp. 2 mm / Worktops in melamine 1" thick with perimetrical edges in ABS 2/32" thick

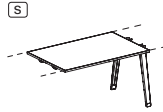
Tavoli scrivanie/Desks

P 65 x H 74




804.TS.01.08_L 80
804.TS.01.10_L 100
804.TS.01.14_L 140
804.TS.01.16_L 160
804.TS.01.18_L 180

P 65 x H 74



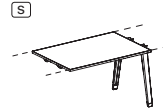
804.TS.05.08_L 80
804.TS.05.10_L 100
804.TS.05.14_L 140
804.TS.05.16_L 160
804.TS.05.18_L 180

P 80 x H 74



804.TS.02.14_L 140
804.TS.02.16_L 160
804.TS.02.18_L 180
804.TS.02.20_L 200

P 80 x H 74



804.TS.06.14_L 140
804.TS.06.16_L 160
804.TS.06.18_L 180
804.TS.06.20_L 200

Allunghi laterali e su cassettiere portanti / Lateral extensions and extensions on carrying pedestals

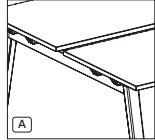
P 65 x H 74



804.TD.01.08_L 80
804.TD.01.10_L 100

Tavoli P 136,5 a 2 scrivanie contrapposte/Benches 136,5 depth

P 136,5 x H 74




(S)



804.TB.51.14_L 140
804.TB.51.16_L 160

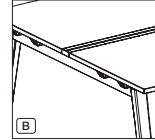
(S)



804.TB.61.14_L 140
804.TB.61.16_L 160

Tavoli a 2 scrivanie contrapposte p 136,5 + binario centrale / Benches 136,5 depth + central rail

P 136,5 x H 74




(S)



804.TB.53.14_L 140
804.TB.53.16_L 160

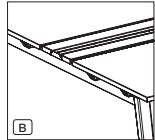
(S)



804.TB.63.14_L 140
804.TB.63.16_L 160

Tavoli P 158 a 2 scrivanie contrapposte + binario centrale con 2 sportelli/Benches 158 depth + central rail with 2 flip-up covers

P 158 x H 74

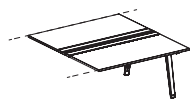


(S)



804.TB.73.14_L 140
804.TB.73.16_L 160

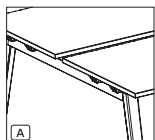
(S)



804.TB.77.14_L 140
804.TB.77.16_L 160

Tavoli P 166,5 a 2 scrivanie contrapposte/Benches 166,5 depth

P 166,5 x H 74




(S)



804.TB.56.14_L 140
804.TB.56.16_L 160

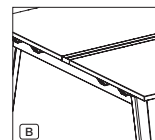
(S)



804.TB.66.14_L 140
804.TB.66.16_L 160

Tavoli a 2 scrivanie contrapposte p 166,5 + binario centrale / Benches 166,5 depth + central rail

P 166,5 x H 74




(S)



804.TB.58.14_L 140
804.TB.58.16_L 160

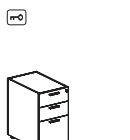
(S)



804.TB.68.14_L 140
804.TB.68.16_L 160

Cassettiere portanti/Carrying pedestals

L 42 P 65 x H 71,5



550.CS.30.04_



550.CS.40.04_

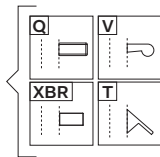
H 2,5



550.CG.14.04_

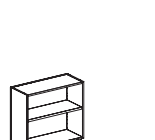


550.CG.12.04
Zoccolo (Optional)
/Base frame (Optional)



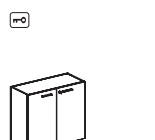
Contenitori H 74/Storage units H 74

L 80 P 33 x H 71,5



550.CG.01.08_

A giorno/Open



550.CC.02.08_

Con ante/With doors

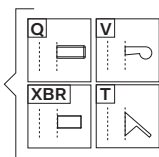
H 2,5



550.CG.14.08_

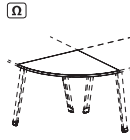


550.CG.12.08
Zoccolo (Optional)
/Base frame (Optional)



Raccordi/Connection elements

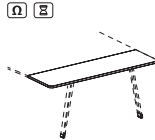
L 80 P 80 x H 2,5



804.RA.01.08_

Piani terminali/Terminal tops

P 40 x H 2,5



804.PT.01.13_L 136,5
804.PT.01.15_L 158
804.PT.01.16_L 166,5

Note:

(1) Le dimensioni sono espresse in cm - consultare il listino prezzi per le caratteristiche tecniche, i codici degli articoli e delle finiture / Dimensions are stated in cm - for technical characteristics, article code numbers and finishing see price list;

(M) Con serratura/With lock.

(B) Fino ad esaurimento/Until exhaustion;

(S) Con piani con angoli a spigolo/With tops with sharp corners;

(Q) Da utilizzare solo con tavoli indipendenti /To be used with single desks

(A) Senza binario/Without rail;

(B) Con binario centrale/With central rail;

Piani di lavoro in melaminico sp. 25 mm con bordi perimetrali in ABS sp. 2 mm / Worktops in melamine 1" thick with perimetrical edges in ABS 2/32" thick

Cassettiere/Pedestals

| | | | |
|-----------------------------------|-----------------------------------|--|--|
| L 42 P 57 x H 55,5 | | L 32,2 P 54,2 x H 55,5 | L 42,2 P 54,2 x H 55,5 |
| | | | |
| 550.CS.10.04_ Melaminico/Melamine | 550.CS.20.04_ Melaminico/Melamine | 550.CS.1M.03_ Metalliche/Metallic | 550.CS.2M.03_ Metalliche/Metallic |
| | | 550.CS.1M.04_ Metalliche - Vaschetta porta cancelleria inclusa/Metallic - Stationery tray included | 550.CS.2M.04_ Metalliche - Vaschetta porta cancelleria inclusa/Metallic - Stationery tray included |

Cassettiere sospese/Hanged pedestals

| | |
|--|---|
| L 33 P 53 x H 35 | L 32,5 P 52 x H 7 |
| | |
| 804.CS.11.03 Sospesa melaminico /Hanged melamine | 804.CA.01.05 Sospesa metallica /Hanged metallic |

Note: Per portacancelleria cassetti, vedi capitolo DV300-Accessori/For stationary tray, see chapter DV300-Accessories

Tavoli integrabili su mobili di servizio/Integrable desks for service units

| | | | |
|--|--|--|--|
| P 65 x H 74 | P 80 x H 74 | P 136,5 x H 74 | P 166,5 x H 74 |
| | | | |
| 804.TI.01.14_L 140 804.TI.01.16_L 160 804.TI.01.18_L 180 | 804.TI.02.14_L 140 804.TI.02.16_L 160 804.TI.02.18_L 180 | 804.TI.54.14_L 140 804.TI.54.16_L 160 | 804.TI.55.14_L 140 804.TI.55.16_L 160 |
| P 158 x H 74 | P 136,5 x H 74 | P 166,5 x H 74 | |
| | | | |
| 804.TI.56.14_L 140 804.TI.56.16_L 160 | 804.TI.57.14_L 140 804.TI.57.16_L 160 | 804.TI.58.14_L 140 804.TI.58.16_L 160 | |

Mobili di servizio/Service units

| | | |
|------------------------------------|-----------------------------------|--|
| L 160 P 48 x H 58 | L 160 P 48 x H 58 | |
| | | Optional 503.CS.P1.00 Optional 804.CA.01.03 Optional 503.CS.A5.04 |
| 804.MS.02.16_ Monofacciale/Uniface | 804.MS.01.16_ Bifacciale/Bifacial | Optional per cod. 804.MS.02.16_/804.MS.01.16_ Optional for code 804.MS.02.16_/804.MS.01.16_ |

Modesty panels

P 1,8 x H 38

| | |
|--|--|
| | |
| Dx/R | Sx/L |
| 804.MP.02.11_L 110 804.MP.02.14_L 140 | 804.MP.03.11_L 110 804.MP.03.14_L 140 |

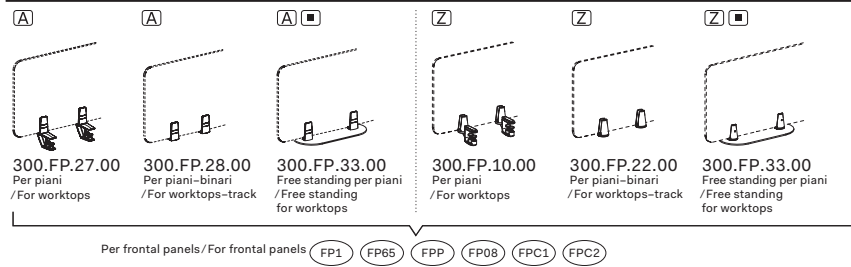
Tavoli riunione/Meeting tables

| | | | | |
|--|--|--------------------|--|--|
| H 74 | H 74 | L 140 P 140 x H 74 | P 120 x H 74 | P 120 x H 74 |
| | | | | |
| 804.TR.11.10_ Ø 100 804.TR.11.12_ Ø 120 | 804.TR.21.10_ Ø 100 804.TR.21.12_ Ø 120 | 804.TR.32.14_ (R) | 804.TR.32.24_L 240 (R) 804.TR.32.30_L 300 (R) | 804.TR.03.24_L 240 (R) 804.TR.03.30_L 300 (R) |

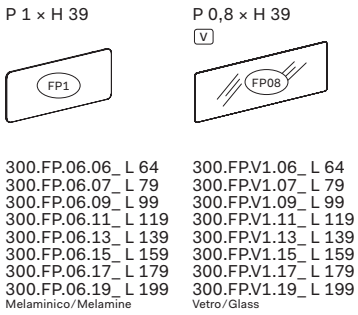
Note:

- Le dimensioni sono espresse in cm - consultare il listino prezzi per le caratteristiche tecniche, i codici degli articoli e delle finiture/Dimensions are stated in cm - for technical characteristics, article code numbers and finishing see price list;
- Prodotti non in pronta consegna. Per la disponibilità contattare l'ufficio commerciale/Items not in prompt delivery. Please contact the commercial department to check availability;
- Con serratura/With lock.
- Con piani con angoli a spigolo/With tops with sharp corners;
- Con piani con angoli raggiati/With tops with rounded corners;
- Senza binario/Without rail;
- Con binario centrale/With central rail;

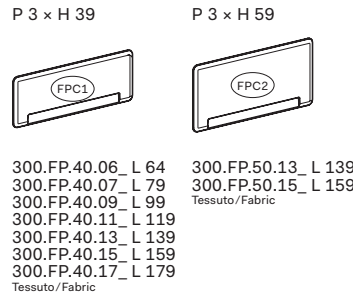
Morsetti e supporti in per frontal panels Sp. 0,5 - 0,8 - 1 - 3 / Clamps for frontal panels T. 0,5 - 0,8 - 1 - 3



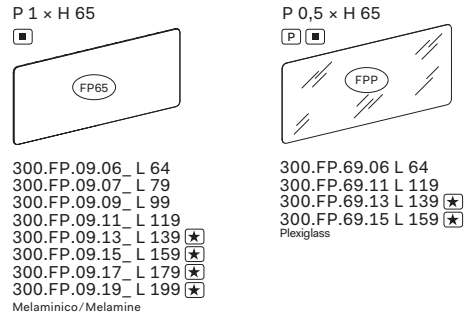
Frontal panels Sp. 0,8 - 1



Frontal panel fonoassorbenti Sp. 3 / Acoustic frontals panels T. 3

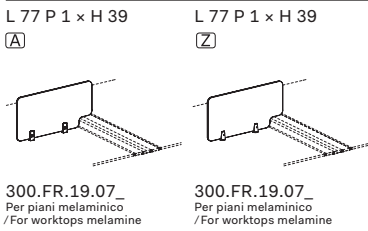


Fontal panels H 65

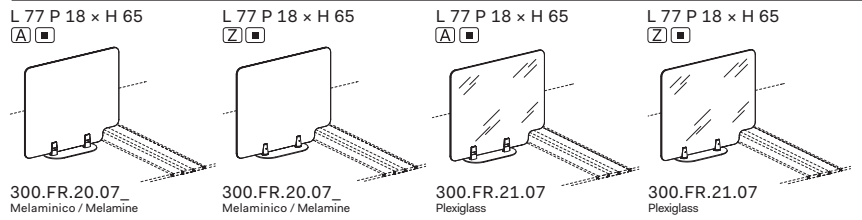


★ N.B.: Per i frontal con lunghezza maggiore o uguale ai 139 cm, ordinare 2 kit di supporti per frontal panel / Note: For frontal panels with a length greater than or equal to 139 cm, order 2 kits of clamps-supports for frontal panels

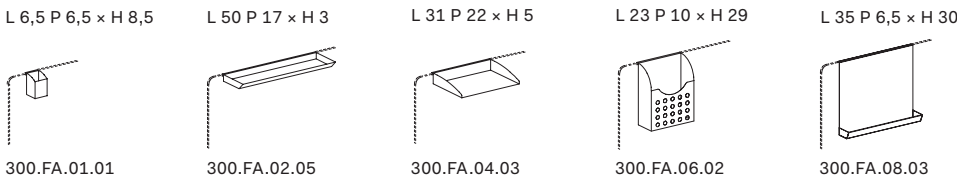
Frontal panels con morsetti e supporti integrati / Frontal panels with clamps and conic clamps



Fontal panels H 65 con supporto freestanding integrato / Frontal panels with freestanding bracket integrated

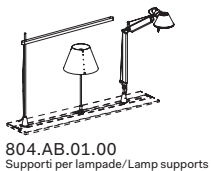


Accessori per frontal panels in melaminico / Accessories for melamine frontal panels

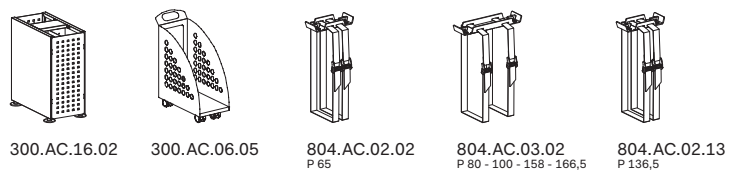


Note: Il posizionamento degli accessori sui frontal panel in vetro prevede l'utilizzo di una guarnizione in PVC trasparente (Optional su richiesta) / Placement of accessories on glass frontal panel need the use of a transparent PVC gasket (Optional on request)
 Non utilizzabile su frontal panels in plexiglass e frontal panels in tessuto fonoassorbente / Not usable for plexiglass frontal panels and acoustic frontal panels

Accessori su binari / Accessories on rail



Accessori / Accessories



Note:

- 1 Le dimensioni sono espresse in cm - consultare il listino prezzi per le caratteristiche tecniche, i codici degli articoli e delle finiture / Dimensions are stated in cm - for technical characteristics, article code numbers and finishing see price list;
- Prodotti non in pronta consegna. Per la disponibilità contattare l'ufficio commerciale / Items not in prompt delivery. Please contact the commercial department to check availability;

- A Morsetti o supporti in ABS / ABS clamps
- Z Morsetti o supporti in ZAMA / Zamak clamps
- V Vetro / Glass.
- P Plexiglass

Canalizzazione – Elettrificazione – Accessori/Wire management – Electrification – Accessories

| | | | | | | |
|---------------------|----------------------|---------------------|-------------------------------|---------------------|-------------------------|---------------------|
| | | | | | | |
| 804.AP.08.06_ | 300.AP.V1.00 | 300.AP.F1.00 | 300.AP.T2.01 Ø 8 | 804.CL.02.04 L 45 | 804.AP.01.16 L 160 | 804.AP.03.01 |
| | | | | 804.CL.02.06 L 65 | | |
| | | | 300.AP.T7.01 Ø 6 | 804.CL.02.08 L 85 | 804.AP.02.16 L 160 | 804.AP.04.01 |
| | | | 300.AP.T8.01 Ø 8 | 804.CL.02.11 L 110 | | |
| | | | | | | |
| 300.AC.26.02 L 24,5 | 300.AC.20.02_ L 24,5 | 300.AC.25.02 L 23,5 | 300.AP.S1.02 L 20,5 | 300.AC.38.02_ H 2,4 | 300.AC.67.03 | 300.AT.A6.02 L 21 |
| 300.AC.26.03 L 34,5 | 300.AC.20.03_ L 34,5 | 300.AC.25.03 L 33,5 | 300.AP.S1.03 L 30 | | Marsupio per top access | 300.AT.A6.03 L 25,5 |
| 300.AC.26.04 L 44,5 | 300.AC.20.04_ L 44,5 | 300.AC.25.04 L 43,5 | 300.AP.S1.04 L 42 | | 300.AC.38.02 | 300.AT.A6.04 L 39 |
| | | Marsupio/Basket | Per/For top access 300.AC.26_ | | / Basket for top access | |
| | | | | | 300.AC.38.02 | |
| | | | | | | |
| 300.AP.T4.01 | 300.AP.T8.11 | 300.AB.08.04 | 300.FA.09.01 | | | |
| 300.AP.T5.01 – UK | 300.AP.T8.14 | Mensolina / Shelf | Portapenne / Pen holder | | | |
| 300.AP.T6.01 – US | 300.AP.T8.17 | | | | | |
| | 300.AP.T8.20 | | | | | |

Bracci porta video/Arms for video support

| | | | |
|--|---|--|---|
| | | | |
| 300.AC.02.01 | 300.AC.02.02 | 300.AC.01.01 | 300.AC.01.02 |
| Braccio porta video mobile su piano | Doppio braccio porta video mobile | Braccio porta video statico | Doppio braccio porta video statico |
| /Dynamic arm for video support on deskbase | su piano/2 dynamic arms for video support on deskbase | su palo/Static arm for video support on pole | su palo/2 static arms for video support on pole |

Note:

1 Le dimensioni sono espresse in cm – consultare il listino prezzi per le caratteristiche tecniche, i codici degli articoli e delle finiture/Dimensions are stated in cm – for technical characteristics, article code numbers and finishing see price list;

2 Per la scelta dei contenitori e degli accessori vari, consultare il relativo listino o catalogo/To choose storage units and accessories, please check correspondent price list or catalogue;

■ Articoli prodotti solo su richiesta/Items produced only on demand;

■ Prodotti non in pronta consegna. Per la disponibilità contattare l'ufficio commerciale/Items not in prompt delivery. Please contact the commercial department to check availability;

⊠ Fino ad esaurimento/Until exhaustion;

Entity

DV801

Linea operativa che si distingue per la sua particolare essenzialità e semplicità. Attuale nei concetti fondamentali del lavoro in ufficio la collezione di scrivanie è estremamente funzionale nelle postazioni di lavoro condivise.

This workstation range steps out for its essentiality and simplicity. Responds to the fundamental concepts required in a work environment, extremely functional in shared workstation solutions.











Workstations



















Semplici concetti:
elementi aggregabili
creano composizioni
base di forte rigore
funzionale riducendo
i componenti,
semplificando le forme
e la logica compositiva.

*Simple concepts:
combinable elements
create compositions
based on strong
functionality by reducing
components, simplifying
form and using
compositional logic.*



Gli essenziali frontal panel in vetro fumè si abbinano con estrema eleganza ai piani di lavoro.



The smoked glass frontal panels create an extremely elegant combination with the worktops.



















Workstations




































Canale passacavi singolo, ispezionabile in lamiera / Accessible sheet metal single cable channel



Prolunga, in lamiera, per canale passacavi singolo / Sheet metal link-piece for single cable channel



Canale passacavi doppio, ispezionabile in lamiera / Accessible sheet metal double cable channel



Prolunga, in lamiera, per canale passacavi doppio / Sheet metal link-piece for double cable channel



Dettaglio ispezione canale passacavi / Detail inspection cable channel



Canale passacavi, in lamiera, per gamba / Sheet metal cable channel for leg

Tavoli / Tables

Piani di lavoro sp. 1.8 cm, in melaminico con bordi in ABS sp. 0.2 cm / Worktops 1.8 cm thick, in melamine with ABS edge-profiles 0.2 cm thick



Piani di lavoro sp. 1 cm, in vetro temprato retrolaccato acidato con bordi perimetrali lavorati a filo lucido / Worktops 1 cm thick, rear-lacquered and acetated tempered glass with outer polished edges



Strutture metalliche / Metal structures



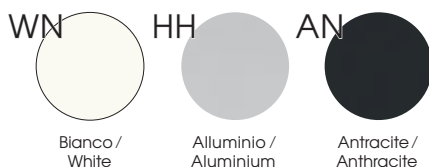
Modesty panel

Modesty panel sp. 1.8 cm, in melaminico / Modesty panel 1.8 cm thick, in melamine

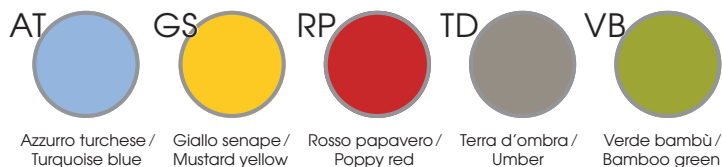


Mobili di servizio / Service units


Scocca e ripiani sp. 1.8 cm, in melaminico / Bodies and shelves 1.8 cm thick, in melamine



Ante scorrevoli sp. 1.8 cm, in melaminico con bordo ABS sp. 0.15 cm colore alluminio / Sliding doors 1.8 cm thick, in melamine with aluminium-coloured ABS edge-profiles 0.15 cm thick



Ante scorrevoli sp. 1.8 cm, in melaminico con bordo ABS sp. 0.15 cm in tinta / Sliding doors 1.8 cm thick, in melamine with ABS edge-profiles 0.15 cm thick, in same color



Note

Per i colori e le finiture dei Frontal Panels, vedere il relativo capitolo in DV300 - Accessori. / For colours and finishes of Frontal Panels, see the chapter in DV300 - Accessories.

■ Prodotti non in pronta consegna. Per la disponibilità contattare l'ufficio commerciale. / Items not in prompt delivery. Please contact the commercial department to check availability.

Piani di lavoro in melaminico sp. 18 mm con bordi perimetrali in ABS/Worktops in melamine 23/32" thick with perimetrical edges in ABS

Tavoli scrivania P 65/Desks 65 depth

P 65 x H 74



801.TS.01.08_L 80
801.TS.01.10_L 100
801.TS.01.12_L 120
801.TS.01.14_L 140

801.TS.01.16_L 160
801.TS.01.18_L 180
801.TS.01.20_L 200

801.TS.05.08_L 80
801.TS.05.10_L 100
801.TS.05.12_L 120
801.TS.05.14_L 140

801.TS.05.16_L 160
801.TS.05.18_L 180
801.TS.05.20_L 200

V



801.TV.01.10_L 100
Vetro/Glass

Tavoli scrivania P 80/Desks 80 depth

P 80 x H 74



801.TS.02.08_L 80
801.TS.02.10_L 100
801.TS.02.12_L 120
801.TS.02.14_L 140

801.TS.02.16_L 160
801.TS.02.18_L 180
801.TS.02.20_L 200

801.TS.06.08_L 80
801.TS.06.10_L 100
801.TS.06.12_L 120
801.TS.06.14_L 140

801.TS.06.16_L 160
801.TS.06.18_L 180
801.TS.06.20_L 200

M



801.TS.43.14_L 140
801.TS.43.16_L 160

M



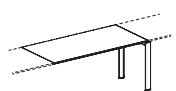
801.TS.63.14_L 140
801.TS.63.16_L 160

Tavoli executive P 90/90 depth executive tables

P 90 x H 74

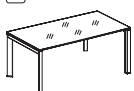


801.TS.03.18_L 180
801.TS.03.20_L 200



801.TS.07.18_L 180
801.TS.07.20_L 200

V



801.TV.03.18_L 180
801.TV.03.20_L 200
Vetro/Glass

Allunghi laterali/Lateral extensions

P 65 x H 74



801.TD.01.08_L 80
801.TD.01.10_L 100
801.TD.01.12_L 120

P 80 x H 74



801.TD.02.08_L 80
801.TD.02.10_L 100
801.TD.02.12_L 120

P 65 x H 74

V



801.DV.01.10_L 100
Vetro/Glass

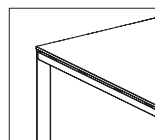
P 65 x H 1,8



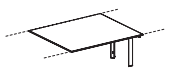
801.AL.01.08_L 80
801.AL.01.10_L 100
801.AL.01.12_L 120

Tavoli scrivania P 136,5/Desks 136,5 depth

P 136,5 x H 74




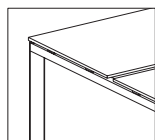
801.TS.37.14_L 140
801.TS.37.16_L 160
801.TS.37.18_L 180



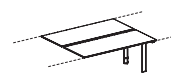
801.TS.38.14_L 140
801.TS.38.16_L 160
801.TS.38.18_L 180

Tavoli P 136,5 a 2 scrivanie contrapposte/Benches 136,5 depth

P 136,5 x H 74



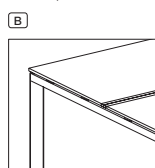
801.TB.01.08_L 80
801.TB.01.10_L 100
801.TB.01.12_L 120
801.TB.01.14_L 140
801.TB.01.16_L 160
801.TB.01.18_L 180
801.TB.01.20_L 200



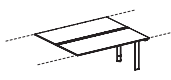
801.TB.11.08_L 80
801.TB.11.10_L 100
801.TB.11.12_L 120
801.TB.11.14_L 140
801.TB.11.16_L 160
801.TB.11.18_L 180
801.TB.11.20_L 200

Tavoli P 136,5 a 2 scrivanie contrapposte + binario centrale /Benches 136,5 depth + central rail

P 136,5 x H 74



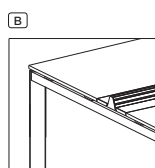
801.TB.03.12_L 120
801.TB.03.14_L 140
801.TB.03.16_L 160
801.TB.03.18_L 180
801.TB.03.20_L 200



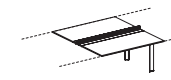
801.TB.13.12_L 120
801.TB.13.14_L 140
801.TB.13.16_L 160
801.TB.13.18_L 180
801.TB.13.20_L 200

Tavoli P 158 a 2 scrivanie contrapposte con profilo doppio attrezzabile /Benches 158 depth with double accessory profile

P 158 x H 74



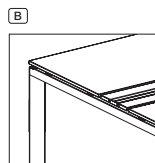
801.TB.22.12_L 120
801.TB.22.14_L 140
801.TB.22.16_L 160
801.TB.22.18_L 180
801.TB.22.20_L 200



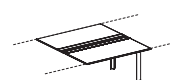
801.TB.26.12_L 120
801.TB.26.14_L 140
801.TB.26.16_L 160
801.TB.26.18_L 180
801.TB.26.20_L 200

Tavoli P 158 a 2 scrivanie contrapposte + binario centrale con 2 sportelli /Benches 158 depth + central rail with 2 flip-up covers

P 158 x H 74



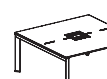

801.TB.23.12_L 120
801.TB.23.14_L 140
801.TB.23.16_L 160
801.TB.23.18_L 180
801.TB.23.20_L 200




801.TB.27.12_L 120
801.TB.27.14_L 140
801.TB.27.16_L 160
801.TB.27.18_L 180
801.TB.27.20_L 200

Tavoli scrivania doppia P 158 con asole e 2 top access /Benches 158 depth with opening and 2 top access

P 158 x H 74



801.TB.25.14_L 140
801.TB.25.16_L 160
801.TB.25.18_L 180



801.TB.29.14_L 140
801.TB.29.16_L 160
801.TB.29.18_L 180

Note:

1 Le dimensioni sono espresse in cm - consultare il listino prezzi per le caratteristiche tecniche, i codici degli articoli e delle finiture/Dimensions are stated in cm - for technical characteristics, article code numbers and finishing see price list;

M Prodotti non in pronta consegna. Per la disponibilità contattare l'ufficio commerciale/Items not in prompt delivery. Please contact the commercial department to check availability;

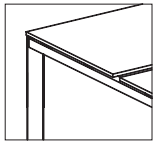
V Vetro/Glass.

B Con binario centrale/With central rail;

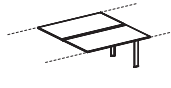
Piani di lavoro in melaminico sp. 18 mm con bordi perimetrali in ABS/Worktops in melamine 23/32" thick with perimetrical edges in ABS

Tavoli P 166,5 a 2 scrivanie contrapposte/Benches 166,5 depth

P 166,5 x H 74



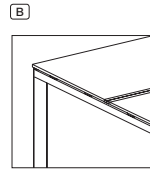
801.TB.06.08_L 80
801.TB.06.10_L 100
801.TB.06.12_L 120
801.TB.06.14_L 140
801.TB.06.16_L 160
801.TB.06.18_L 180
801.TB.06.20_L 200



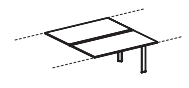
801.TB.16.08_L 80
801.TB.16.10_L 100
801.TB.16.12_L 120
801.TB.16.14_L 140
801.TB.16.16_L 160
801.TB.16.18_L 180
801.TB.16.20_L 200

Tavoli P 166,5 a 2 scrivanie contrapposte + binario centrale /Benches 166,5 depth + central rail

P 166,5 x H 74



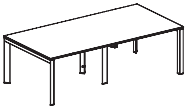
801.TB.08.12_L 120
801.TB.08.14_L 140
801.TB.08.16_L 160
801.TB.08.18_L 180
801.TB.08.20_L 200



801.TB.18.12_L 120
801.TB.18.14_L 140
801.TB.18.16_L 160
801.TB.18.18_L 180
801.TB.18.20_L 200

Tavolo riunioni/Conference tables

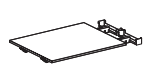
P 120 x H 74



801.TR.40.24_L 240

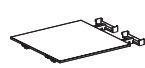
Componenti per tavoli/Components for desks

P 65 x H 1,8



801.PD.01.08_L 80
801.PD.01.10_L 100
801.PD.01.12_L 120

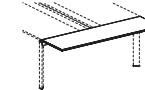
P 80 x H 1,8



801.PD.02.08_L 80
801.PD.02.10_L 100
801.PD.02.12_L 120

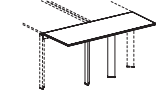
Piani terminali/Terminal tops

P 40 x H 1,8



801.PT.01.13_L 136,5
801.PT.01.15_L 158
801.PT.01.16_L 166,5

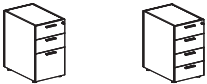
P 65 x H 74



801.PT.02.13_L 136,5
801.PT.02.15_L 158
801.PT.02.16_L 166,5

Cassettiere portanti/Carrying pedestals

L 42 P 65 x H 71,5



550.CS.30.04_ 550.CS.40.04_

H 1,8



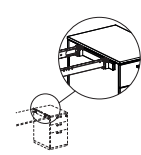
550.CG.13.04_ Top

H 2,5



550.CG.11.04
Zoccolo (Optional)
/Base frame (Optional)

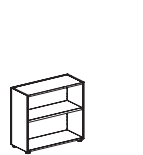
L 47 P 2,5 x H 5



801.CG.07.00

Contenitori H 74/Storage units H 74

L 80 P 33 x 71,5



550.CG.01.08_
A giorno/Open

H 1,8



550.CG.13.08_ Top

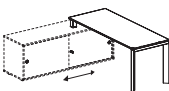
H 2,5



550.CC.02.08_
Con ante/With doors
550.CG.11.08
Zoccolo (Optional)
/Base frame (Optional)

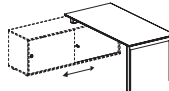
Tavoli integrabili su mobili di servizio/Integrable desks for service units

P 65 x H 74



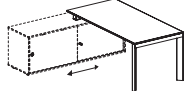
801.TI.01.16_L 160
801.TI.01.18_L 180
801.TI.01.20_L 200

P 80 x H 74



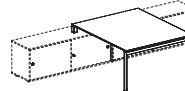
801.TI.02.16_L 160
801.TI.02.18_L 180
801.TI.02.20_L 200

P 90 x H 74

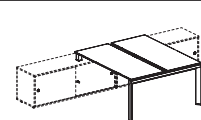


801.TI.03.18_L 180
801.TI.03.20_L 200

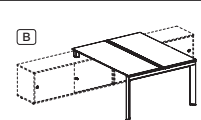
P 136,5 x H 74



801.TI.04.14_L 140
801.TI.04.16_L 160
801.TI.04.18_L 180

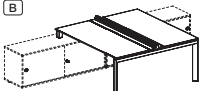


801.TI.05.16_L 160
801.TI.05.18_L 180
801.TI.05.20_L 200

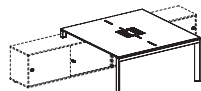


801.TI.06.16_L 160
801.TI.06.18_L 180
801.TI.06.20_L 200

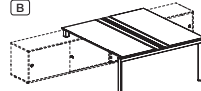
P 158 x H 74



801.TI.13.16_L 160
801.TI.13.18_L 180
801.TI.13.20_L 200

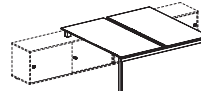


801.TI.07.14_L 140
801.TI.07.16_L 160
801.TI.07.18_L 180

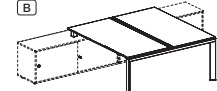


801.TI.08.16_L 160
801.TI.08.18_L 180
801.TI.08.20_L 200

P 166,5 x H 74



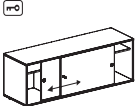
801.TI.10.16_L 160
801.TI.10.18_L 180
801.TI.10.20_L 200



801.TI.11.16_L 160
801.TI.11.18_L 180
801.TI.11.20_L 200

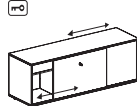
Mobili di servizio con ante scorrevoli/Service units with sliding doors

L 160 P 48 x H 58

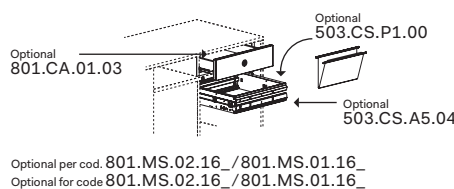


801.MS.02.16_
Monofacciale/Uniface

L 160 P 48 x H 58



801.MS.01.16_
Bifacciale/Bifacial



Note:

1 Le dimensioni sono espresse in cm - consultare il listino prezzi per le caratteristiche tecniche, i codici degli articoli e delle finiture/Dimensions are stated in cm - for technical characteristics, article code numbers and finishing see price list;

2 Prodotti non in pronta consegna. Per la disponibilità contattare l'ufficio commerciale/Items not in prompt delivery. Please contact the commercial department to check availability;

B Con binario centrale/With central rail;
C Con serratura/With lock;

Piani di lavoro in melaminico sp. 18 mm con bordi perimetrali in ABS/Worktops in melamine 23/32" thick with perimetrical edges in ABS

Cassettiere/Pedestals

| | | |
|-------------------------------------|--|--|
| L 42 P 57 x H 55,5 | L 32,2 P 54,2 x H 55,5 | L 42,2 P 54,2 x H 55,5 |
| 550.CS.10.04 Melaminico/Melamine | 550.CS.20.04 Melaminico/Melamine | 550.CS.1M.03 Metalliche/Metallic |
| 550.CS.2M.03 Metalliche/Metallic | 550.CS.1M.04 Metalliche - Vaschetta porta cancelleria inclusa/Metallic - Stationery tray included | 550.CS.2M.04 Metalliche - Vaschetta porta cancelleria inclusa/Metallic - Stationery tray included |

Cassettiere sospese /Hanged pedestals

| | |
|---|--|
| L 33 P 53 x H 44 | L 32,5 P 52 x H 14,5 |
| 801.CS.11.03 Sospesa melaminico /Hanged melamine | 801.CA.01.05 Sospesa metallica /Hanged metallic |

Note: Per portacancelleria cassetti, vedi capitolo DV300-Accessori/ For stationary tray, see chapter DV300-Accessories

Modesty panels

| | |
|---|---|
| P 1,8 x H 35 | P 5 x H 5,1 |
| 801.MP.01.08_L 80 801.MP.01.10_L 100 801.MP.01.12_L 120 801.MP.01.14_L 140 801.MP.01.16_L 160 801.MP.01.18_L 180 801.MP.01.20_L 200 Per tavoli/For desks | 801.ST.01.65 L 35,5 801.ST.01.80 L 48,3 801.ST.01.90 L 58,3 Note: Staffa da aggiungere ai modesty panel per mobili di servizio in base alla profondità del piano di lavoro. Per l'integrazione consultare il relativo listino /Bracket to be added to the modesty panels for service units, depending on worktop's depth. Check the correspondent price list for the integration |

Supporto per M.D.S. 2 Ante scorrevoli /Support for service unit 2 sliding doors

801.KT.01.06_L 65
801.KT.01.08_L 80
801.KT.01.09_L 90
801.KT.01.13_L 136,5
801.KT.01.15_L 158
801.KT.01.16_L 166,5

Gambe fisse terminali inclinate /Tilted fix terminal legs

| | |
|---|---|
| P 5 x H 71 | P 5 x H 71 |
| 801.GF.01.06_L 65 801.GF.01.08_L 80 801.GF.01.09_L 90 801.GF.01.12_L 120 801.GF.01.13_L 136,5 801.GF.01.15_L 158 801.GF.01.16_L 166,5 | 801.GF.02.06_L 65 801.GF.02.08_L 80 801.GF.02.09_L 90 801.GF.02.12_L 120 801.GF.02.13_L 136,5 801.GF.02.15_L 158 801.GF.02.16_L 166,5 |

Gambe fisse intermedie /Fix middle legs

| | |
|---|--|
| P 5 x H 71 | |
| 801.GF.03.06_L 65 801.GF.03.08_L 80 801.GF.03.09_L 90 | 801.GF.04.12_L 120 801.GF.04.13_L 136,5 801.GF.04.15_L 158 801.GF.04.16_L 166,5 |

Coppia carter per gambe intermedie/Pair of casings for middle legs

Gambe colonna fissa /Fix column leg

L 5 P 5 x H 72,2

801.GF.05.01_

Piani/Worktops

| | | | | | | |
|---|---|--|--|---|--|---|
| P 65 x H 1,8 | P 80 x H 1,8 | P 80 x H 1,8 | P 90 x H 1,8 | P120 x H 1,8 | P 136,5 x H 1,8 | P 136,5 x H 1,8 |
| 801.PS.01.08_L 80 801.PS.01.10_L 100 801.PS.01.12_L 120 801.PS.01.14_L 140 801.PS.01.16_L 160 801.PS.01.18_L 180 801.PS.01.20_L 200 | 801.PS.02.08_L 80 801.PS.02.10_L 100 801.PS.02.12_L 120 801.PS.02.14_L 140 801.PS.02.16_L 160 801.PS.02.18_L 180 801.PS.02.20_L 200 | 801.PS.19.14_L 180 801.PS.19.16_L 200 | 801.PS.03.18_L 180 801.PS.03.20_L 200 | 801.PS.14.24_L 240 | 801.PR.06.14_L 140 801.PR.06.16_L 160 801.PR.06.18_L 180 | 801.PB.01.08_L 80 801.PB.01.10_L 100 801.PB.01.12_L 120 801.PB.01.14_L 140 801.PB.01.16_L 160 801.PB.01.18_L 180 801.PB.01.20_L 200 |
| P 136,5 x H 1,8 | P 158 x H 1,8 | P 158 x H 1,8 | P 158 x H 1,8 | P 166,5 x H 1,8 | P 166,5 x H 1,8 | |
| 801.PB.03.12_L 120 801.PB.03.14_L 140 801.PB.03.16_L 160 801.PB.03.18_L 180 801.PB.03.20_L 200 | 801.PB.25.14_L 140 801.PB.25.16_L 160 801.PB.25.18_L 180 | 801.PB.23.12_L 120 801.PB.23.14_L 140 801.PB.23.16_L 160 801.PB.23.18_L 180 801.PB.23.20_L 200 | 801.PB.22.12_L 120 801.PB.22.14_L 140 801.PB.22.16_L 160 801.PB.22.18_L 180 801.PB.22.20_L 200 | 801.PB.06.08_L 80 801.PB.06.10_L 100 801.PB.06.12_L 120 801.PB.06.14_L 140 801.PB.06.16_L 160 801.PB.06.18_L 180 801.PB.06.20_L 200 | 801.PB.08.12_L 120 801.PB.08.14_L 140 801.PB.08.16_L 160 801.PB.08.18_L 180 801.PB.08.20_L 200 | |

Note:

1 Le dimensioni sono espresse in cm - consultare il listino prezzi per le caratteristiche tecniche, i codici degli articoli e delle finiture/Dimensions are stated in cm - for technical characteristics, article code numbers and finishing see price list;

■ Prodotti non in pronta consegna. Per la disponibilità contattare l'ufficio commerciale/Items not in prompt delivery. Please contact the commercial department to check availability;

B Con binario centrale/With central rail;

Morsetti e supporti in ABS per frontal panels Sp. 0,5 - 0,8 - 1 - 3 / ABS clamps for frontal panels T. 0,5 - 0,8 - 1 - 3 **A**

| | | | | |
|--|---|--|--|--|
| | | | | |
| 300.FP.29.00 Per gamba /For leg | 300.FP.32.00 Per piano-gamba /For worktop-leg | 300.FP.27.00 Per piani /For worktops | 300.FP.28.00 Per piani-binari /For worktops-tracks | 300.FP.33.00 Free standing per piani /Free standing for worktops |
| Per frontal panels /For frontal panels FP1 FP65 FPP FP08 FPC1 FPC2 | | | | |

Morsetti e supporti in ZAMA per frontal panels Sp. 0,5 - 0,8 - 1 - 3 / Zamak clamps for frontal panels T. 0,5 - 0,8 - 1 - 3 **Z**

| | | | | | |
|--|---------------------------------------|---|---|--|--|
| | | | | | |
| 300.FP.10.00 Per piani /For worktops | 300.FP.20.00 Per gamba /For leg | 300.FP.21.00 Per piano-gamba /For worktop-leg | 300.FP.22.00 Per piani-binari /For worktops-track | 300.FP.33.00 Free standing per piani /Free standing for worktops | 300.FP.26.00 Per profilo attrezzabile /For accessory profile |
| Per frontal panels /For frontal panels FP1 FP65 FPP FP08 FPC1 FPC2 | | | | | Per frontal panels /For frontal panels FP1 FP08 FPC3 FP65 FPP |

Frontal panels con morsetti e supporti integrati / Frontal panels with clamps and conic clamps

| | |
|--|--|
| L 77 P 1 x H 39 A | L 77 P 1 x H 39 Z |
| | |
| 300.FR.19.07_ Per piani/For worktops Melaminico/Melamine | 300.FR.19.07_ Per piani/For worktops Melaminico/Melamine |

Frontal panels H 65 con supporto freestanding integrato / H 65 frontal panels with freestanding bracket integrated

| | | | |
|--------------------------------------|-------------------------------------|---------------------------------------|---------------------------------------|
| L 77 P 18 x H 65 A | L 77 P 18 x H 65 Z | L 77 P 18 x H 65 A P | L 77 P 18 x H 65 Z P |
| | | | |
| 300.FR.20.07_ Melaminico/Melamine | 300.FR.20.07 Melaminico/Melamine | 300.FR.21.07 Plexiglass | 300.FR.21.07 Plexiglass |

Frontal panels sp. 1 - sp. 0,8

| | |
|--|--|
| P 1 x H 39 FP1 | P 0,8 x H 39 FP08 |
| | |
| 300.FP.06.06_L 64 300.FP.06.07_L 79 300.FP.06.09_L 99 300.FP.06.11_L 119 300.FP.06.13_L 139 300.FP.06.15_L 159 300.FP.06.17_L 179 300.FP.06.19_L 199 Melaminico/Melamine | 300.FP.V1.06_L 64 300.FP.V1.07_L 79 300.FP.V1.09_L 99 300.FP.V1.11_L 119 300.FP.V1.13_L 139 300.FP.V1.15_L 159 300.FP.V1.17_L 179 300.FP.V1.19_L 199 Vetro/Glass |

Frontal panel fonoassorbenti sp. 3 / Acoustic frontal panels t. 3

| | | |
|---|--|--|
| P 3 x H 39 FPC1 | P 3 x H 59 FPC2 | P 3 x H 39 FPC3 |
| | | |
| 300.FP.40.06_L 64 300.FP.40.07_L 79 300.FP.40.09_L 99 300.FP.40.11_L 119 300.FP.40.13_L 139 300.FP.40.15_L 159 300.FP.40.17_L 179 Tessuto/Fabric | 300.FP.50.13_L 139 300.FP.50.15_L 159 Tessuto/Fabric | 300.FP.45.13_L 139 300.FP.45.15_L 159 Tessuto/Fabric Per profilo attrezzabile /For accessory profile |

Frontal panels H 65

| | |
|--|---|
| P 1 x H 65 FP65 | P 0,5 x H 65 FPP |
| | |
| 300.FP.09.06_L 64 300.FP.09.07_L 79 300.FP.09.09_L 99 300.FP.09.11_L 119 300.FP.09.13_L 139 300.FP.09.15_L 159 300.FP.09.17_L 179 300.FP.09.19_L 199 Melaminico/Melamine | 300.FP.69.06_L 64 300.FP.69.11_L 119 300.FP.69.13_L 139 A 300.FP.69.15_L 159 A Plexiglass |

A N.B.: Per i frontal con lunghezza maggiore o uguale ai 139 cm, ordinare 2 kit di supporti per frontal panel / Note: For frontal panels with a length greater than or equal to 139 cm, order 2 kits of clamps-supports for frontal panels

Accessori per frontal panels in melaminico/Accessories for melamine frontal panels

| | | | | |
|---------------------|-----------------|-----------------|------------------|-------------------|
| L 6,5 P 6,5 x H 8,5 | L 50 P 17 x H 3 | L 31 P 22 x H 5 | L 23 P 10 x H 29 | L 35 P 6,5 x H 30 |
| | | | | |
| 300.FA.01.01 | 300.FA.02.05 | 300.FA.04.03 | 300.FA.06.02 | 300.FA.08.03 |

Note: Il posizionamento degli accessori sui frontal panel in vetro prevede l'utilizzo di una guarnizione in PVC trasparente (Optional su richiesta) / Placement of accessories on glass front panel need the use of a transparent PVC gasket (Optional on request)
Non utilizzabile su frontal panels in plexiglass e frontal panels in tessuto fonoassorbente / Not usable for plexiglass frontal panels and acoustic frontal panels

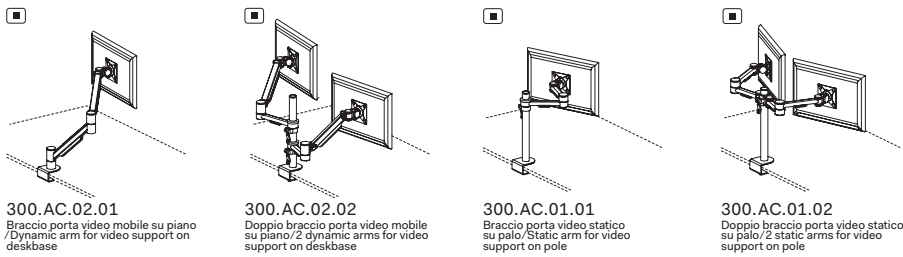
Note:

A Le dimensioni sono espresse in cm - consultare il listino prezzi per le caratteristiche tecniche, i codici degli articoli e delle finiture / Dimensions are stated in cm - for technical characteristics, article code numbers and finishing see price list;

Z Prodotti non in pronta consegna. Per la disponibilità contattare l'ufficio commerciale / Items not in prompt delivery. Please contact the commercial department to check availability;

A Morsetti o supporti in ABS / ABS clamps
Z Morsetti o supporti in ZAMA / Zamak clamps
V Vetro/Glass.
P Plexiglass

Bracci porta video/Arms for video support



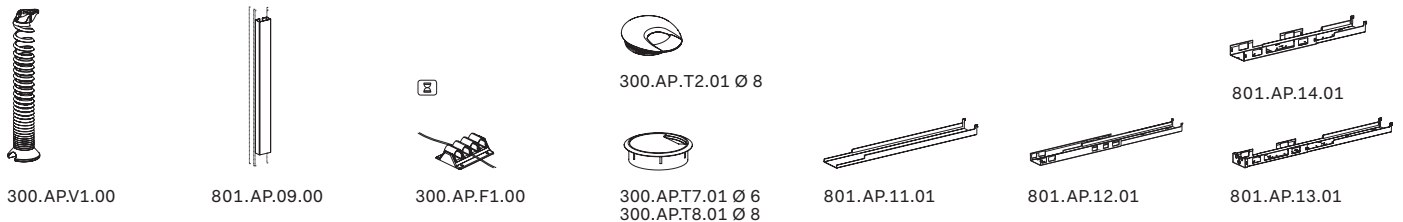
300.AC.02.01
Braccio porta video mobile su piano / Dynamic arm for video support on deskbase

300.AC.02.02
Doppio braccio porta video mobile su piano / 2 dynamic arms for video support on deskbase

300.AC.01.01
Braccio porta video statico su palo / Static arm for video support on pole

300.AC.01.02
Doppio braccio porta video statico su palo / 2 static arms for video support on pole

Canalizzazione - Elettrificazione - Accessori/Wire management - Electrification - Accessories



300.AP.V1.00

801.AP.09.00

300.AP.F1.00

300.AP.T2.01 Ø 8

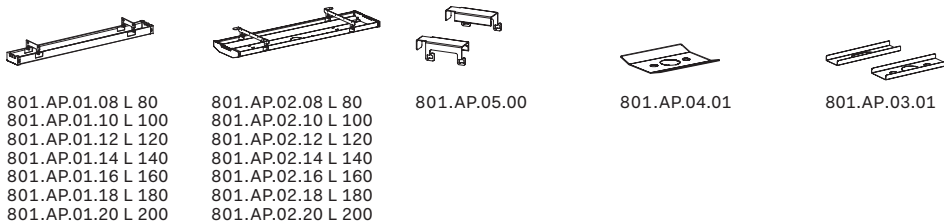
300.AP.T7.01 Ø 6
300.AP.T8.01 Ø 8

801.AP.11.01

801.AP.12.01

801.AP.14.01

801.AP.13.01



801.AP.01.08 L 80
801.AP.01.10 L 100
801.AP.01.12 L 120
801.AP.01.14 L 140
801.AP.01.16 L 160
801.AP.01.18 L 180
801.AP.01.20 L 200

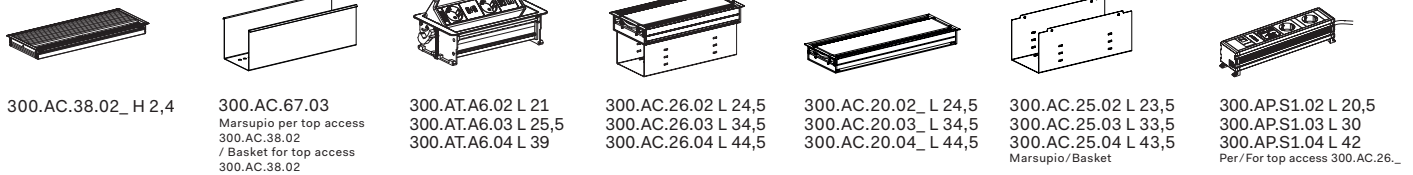
801.AP.02.08 L 80
801.AP.02.10 L 100
801.AP.02.12 L 120
801.AP.02.14 L 140
801.AP.02.16 L 160
801.AP.02.18 L 180
801.AP.02.20 L 200

801.AP.05.00

801.AP.04.01

801.AP.03.01

L 32 x P 12,3



300.AC.38.02_H 2,4

300.AC.67.03
Marsupio per top access
300.AC.38.02 / Basket for top access
300.AC.38.02

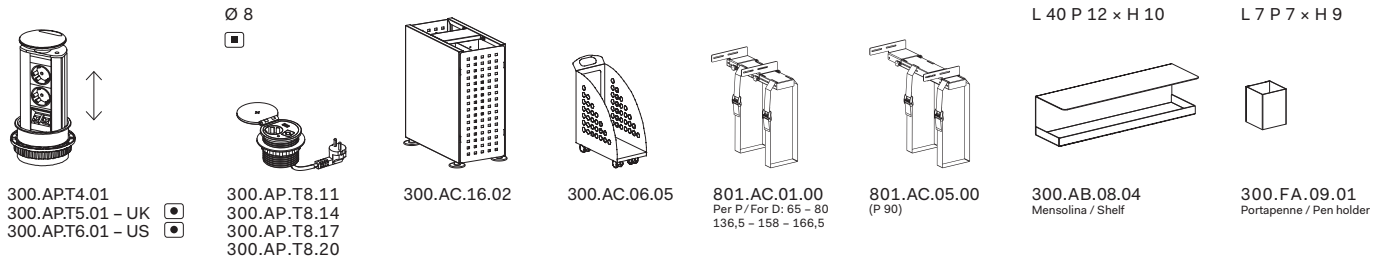
300.AT.A6.02 L 21
300.AT.A6.03 L 25,5
300.AT.A6.04 L 39

300.AC.26.02 L 24,5
300.AC.26.03 L 34,5
300.AC.26.04 L 44,5

300.AC.20.02_L 24,5
300.AC.20.03_L 34,5
300.AC.20.04_L 44,5

300.AC.25.02 L 23,5
300.AC.25.03 L 33,5
300.AC.25.04 L 43,5
Marsupio/Basket

300.APS1.02 L 20,5
300.APS1.03 L 30
300.APS1.04 L 42
Per/For top access 300.AC.26_



300.APT4.01
300.APT5.01 - UK
300.APT6.01 - US

Ø 8
300.AP.T8.11
300.AP.T8.14
300.AP.T8.17
300.AP.T8.20

300.AC.16.02

300.AC.06.05

801.AC.01.00
Per P/For D: 65 - 80
136,5 - 158 - 166,5

801.AC.05.00
(P 90)

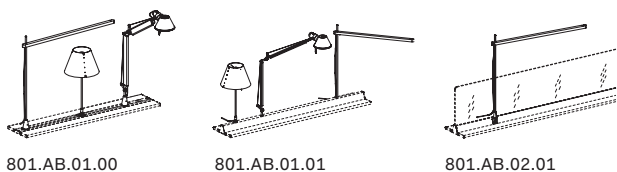
L 40 P 12 x H 10

300.AB.08.04
Mensolina / Shelf

L 7 P 7 x H 9

300.FA.09.01
Portapenne / Pen holder

Accessori su binari/Accessories on rail



801.AB.01.00

801.AB.01.01

801.AB.02.01

Porta dox/Top box

L 80 P 40 x H 40



300.AC.15.06
Metallico/Metallic

Note:

- 1 Le dimensioni sono espresse in cm - consultare il listino prezzi per le caratteristiche tecniche, i codici degli articoli e delle finiture/Dimensions are stated in cm - for technical characteristics, article code numbers and finishing see price list;
- 2 Per la scelta dei contenitori e degli accessori vari, consultare il relativo listino o catalogo/To choose storage units and accessories, please check correspondent price list or catalogue;

- Prodotti non in pronta consegna. Per la disponibilità contattare l'ufficio commerciale/Items not in prompt delivery. Please contact the commercial department to check availability;
- Articoli prodotti solo su richiesta/Items produced only on demand;

- ⊠ Fino ad esaurimento/Until exhaustion;

DV802

Ci sono collezioni di arredo che lasciano una traccia indelebile nell'evoluzione di un'azienda, questa fa suo il passato e la tradizione recuperando con artigiana passione il concept dei progetti vincenti.

There are collections that leave an indelible trace on the evolution of a company, they resume the past, the tradition recovering with passion concepts of winning projects.















Le gambe intermedie in metallo, vengono integrate con carter metallici per contenere e nascondere l'alloggio dei cablaggi, rendendole facilmente ispezionabili.



The middle legs in metal, are integrated with metal casings to contain and hide the cables, allowing also for easy inspection.

































Il canale passacavi singolo, ispezionabile in lamiera, correde le scrivanie che sono abbinare ai contenitori integrati della serie Rio.

Accessible sheet metal single cable channel, accompanies the desks combined with the Rio integrated storage units.





















Canale passacavi singolo, ispezionabile in lamiera / Accessible sheet metal single cable channel



Prolunga, in lamiera, per canale passacavi singolo / Sheet metal link-piece for single cable channel



Canale passacavi doppio, ispezionabile in lamiera / Accessible sheet metal double cable channel



Prolunga, in lamiera, per canale passacavi doppio / Sheet metal link-piece for double cable channel



Dettaglio ispezione canale passacavi / Detail inspection cable channel



Dettaglio gamba regolabile in altezza / Detail of adjustable height leg

Tavoli / Tables

Piani di lavoro sp. 1.8 cm, in melaminico con bordi in ABS sp. 0.2 cm / Worktops 1.8 cm thick, in melamine with ABS edge-profiles 0.2 cm thick



Piani di lavoro sp. 1 cm, in vetro temprato retrolaccato acidato con bordi perimetrali lavorati a filo lucido / Worktops 1 cm thick, rear-lacquered and acetated tempered glass with outer polished edges




Strutture metalliche / Metal structures



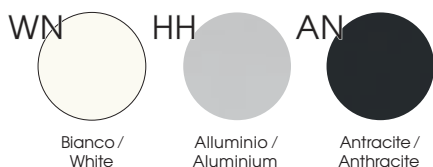
Modesty panel

Modesty panel sp. 1.8 cm, in melaminico / Modesty panel 1.8 cm thick, in melamine

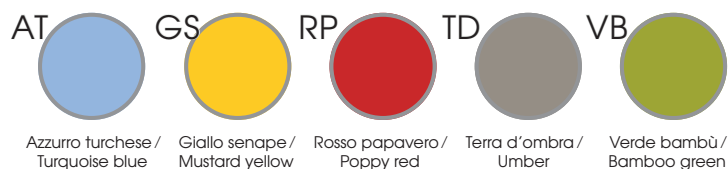


Mobili di servizio / Service units


Scocca e ripiani sp. 1.8 cm, in melaminico / Bodies and shelves 1.8 cm thick, in melamine



Ante scorrevoli sp. 1.8 cm, in melaminico con bordo ABS sp. 0.15 cm colore alluminio / Sliding doors 1.8 cm thick, in melamine with aluminium-coloured ABS edge-profiles 0.15 cm thick



Ante scorrevoli sp. 1.8 cm, in melaminico con bordo ABS sp. 0.15 cm in tinta / Sliding doors 1.8 cm thick, in melamine with ABS edge-profiles 0.15 cm thick, in same color



Note

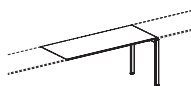
Per i colori e le finiture dei Frontal Panels, vedere il relativo capitolo in DV300 - Accessori. / For colours and finishes of Frontal Panels, see the chapter in DV300 - Accessories.

■ Prodotti non in pronta consegna. Per la disponibilità contattare l'ufficio commerciale. / Items not in prompt delivery. Please contact the commercial department to check availability.

Piani di lavoro in melaminico sp. 18 mm con bordi perimetrali in ABS/Worktops in melamine 23/32" thick with perimetrical edges in ABS

Tavoli scrivania P 65/Desks 65 depth

P 65 x H 74



802.TS.01.08_L 80
802.TS.01.10_L 100
802.TS.01.12_L 120
802.TS.01.14_L 140

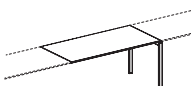
802.TS.01.16_L 160
802.TS.01.18_L 180
802.TS.01.20_L 200

802.TS.05.08_L 80
802.TS.05.10_L 100
802.TS.05.12_L 120
802.TS.05.14_L 140

802.TS.05.16_L 160
802.TS.05.18_L 180
802.TS.05.20_L 200

Tavoli scrivania P 80/Desks 80 depth

P 80 x H 74



802.TS.02.08_L 80
802.TS.02.10_L 100
802.TS.02.12_L 120
802.TS.02.14_L 140

802.TS.02.16_L 160
802.TS.02.18_L 180
802.TS.02.20_L 200

802.TS.06.08_L 80
802.TS.06.10_L 100
802.TS.06.12_L 120
802.TS.06.14_L 140

802.TS.06.16_L 160
802.TS.06.18_L 180
802.TS.06.20_L 200

Tavolo riunioni/Conference tables

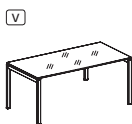
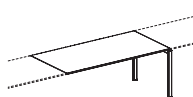
P 120 x H 74



802.TR.40.24_L 240

Tavoli executive P 90/90 depth executive tables

P 90 x H 74



802.TS.03.18_L 180
802.TS.03.20_L 200

802.TS.07.18_L 180
802.TS.07.20_L 200


802.TV.03.18_L 180
802.TV.03.20_L 200
Vetro/Glass

Allunghi laterali/Lateral extensions

P 65 x H 74

P 80 x H 74

P 65 x H 1,8



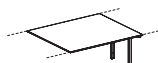
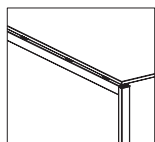
802.TD.01.08_L 80
802.TD.01.10_L 100
802.TD.01.12_L 120

802.TD.02.08_L 80
802.TD.02.10_L 100
802.TD.02.12_L 120

802.AL.01.08_L 80
802.AL.01.10_L 100
802.AL.01.12_L 120

Tavoli scrivania P 136,5/Desks 136,5 depth

P 136,5 x H 74

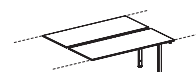
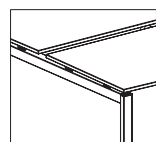


802.TS.37.14_L 140
802.TS.37.16_L 160
802.TS.37.18_L 180

802.TS.38.14_L 140
802.TS.38.16_L 160
802.TS.38.18_L 180

Tavoli P 136,5 a 2 scrivanie contrapposte/Benches 136,5 depth

P 136,5 x H 74

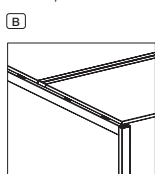


802.TB.01.08_L 80
802.TB.01.10_L 100
802.TB.01.12_L 120
802.TB.01.14_L 140
802.TB.01.16_L 160
802.TB.01.18_L 180
802.TB.01.20_L 200

802.TB.11.08_L 80
802.TB.11.10_L 100
802.TB.11.12_L 120
802.TB.11.14_L 140
802.TB.11.16_L 160
802.TB.11.18_L 180
802.TB.11.20_L 200

Tavoli P 136,5 a 2 scrivanie contrapposte + binario centrale /Benches 136,5 depth + central rail

P 136,5 x H 74

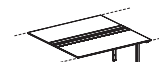
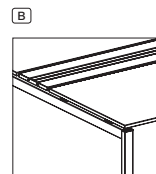


802.TB.03.12_L 120
802.TB.03.14_L 140
802.TB.03.16_L 160
802.TB.03.18_L 180
802.TB.03.20_L 200

802.TB.13.12_L 120
802.TB.13.14_L 140
802.TB.13.16_L 160
802.TB.13.18_L 180
802.TB.13.20_L 200

Tavoli P 158 a 2 scrivanie contrapposte + binario centrale con 2 sportelli /Benches 158 depth + central rail with 2 flip-up covers

P 158 x H 74


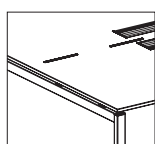


802.TB.23.12_L 120
802.TB.23.14_L 140
802.TB.23.16_L 160
802.TB.23.18_L 180
802.TB.23.20_L 200

802.TB.27.12_L 120
802.TB.27.14_L 140
802.TB.27.16_L 160
802.TB.27.18_L 180
802.TB.27.20_L 200

Tavoli scrivania doppia P 158 con asole e 2 top access /Benches 158 depth with opening and 2 top access

P 158 x H 74

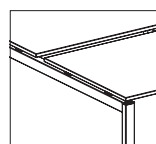


802.TB.25.14_L 140
802.TB.25.16_L 160
802.TB.25.18_L 180

802.TB.29.14_L 140
802.TB.29.16_L 160
802.TB.29.18_L 180

Tavoli P 166,5 a 2 scrivanie contrapposte/Benches 166,5 depth

P 166,5 x H 74



802.TB.06.08_L 80
802.TB.06.10_L 100
802.TB.06.12_L 120
802.TB.06.14_L 140
802.TB.06.16_L 160
802.TB.06.18_L 180
802.TB.06.20_L 200

802.TB.16.08_L 80
802.TB.16.10_L 100
802.TB.16.12_L 120
802.TB.16.14_L 140
802.TB.16.16_L 160
802.TB.16.18_L 180
802.TB.16.20_L 200

Note:

1 Le dimensioni sono espresse in cm - consultare il listino prezzi per le caratteristiche tecniche, i codici degli articoli e delle finiture/Dimensions are stated in cm - for technical characteristics, article code numbers and finishing see price list;

■ Prodotti non in pronta consegna. Per la disponibilità contattare l'ufficio commerciale/Items not in prompt delivery. Please contact the commercial department to check availability;

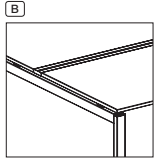
V Vetro/Glass.

B Con binario centrale/With central rail;

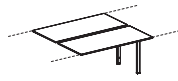
Piani di lavoro in melaminico sp. 18 mm con bordi perimetrali in ABS/Worktops in melamine 23/32" thick with perimetrical edges in ABS

Tavoli P 166,5 a 2 scrivanie contrapposte + binario centrale/Benches 166,5 depth + central rail

P 166,5 x H 74



802.TB.08.12_ L 120
802.TB.08.14_ L 140
802.TB.08.16_ L 160
802.TB.08.18_ L 180
802.TB.08.20_ L 200



802.TB.18.12_ L 120
802.TB.18.14_ L 140
802.TB.18.16_ L 160
802.TB.18.18_ L 180
802.TB.18.20_ L 200

Cassettiere portanti/Carrying pedestals

L 42 P 65 x H 71,5



550.CS.30.04_ 550.CS.40.04_

H 1,8



550.CG.13.04_ Top

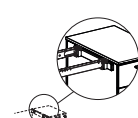
H 2,5



550.CG.11.04 Zoccolo (Optional) /Base frame (Optional)



L 47 P 2,5 x H 5



802.CG.07.00

Contenitori H 74/Storage units H 74

L 80 P 33 x 71,5



550.CG.01.08_ A giorno/Open



550.CC.02.08_ Con ante/With doors

H 1,8

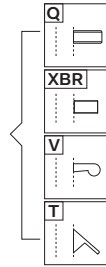


550.CG.13.08_ Top

H 2,5



550.CG.11.08 Zoccolo (Optional) /Base frame (Optional)

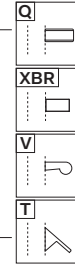


Cassettiere/Pedestals

L 42 P 57 x H 55,5



550.CS.10.04_ Melaminico/Melamine 550.CS.20.04_ Melaminico/Melamine



L 32,2 P 54,2 x H 55,5



550.CS.1M.03_ Metalliche/Metallic



550.CS.2M.03_ Metalliche/Metallic

L 42,2 P 54,2 x H 55,5



550.CS.1M.04_ Metalliche - Vaschetta porta cancelleria inclusa/Metallic - Stationery tray included



550.CS.2M.04_ Metalliche - Vaschetta porta cancelleria inclusa/Metallic - Stationery tray included

Cassettiere sospese /Hanged pedestals

L 33 P 53 x H 44



802.CS.11.03 Sospesa melaminico /Hanged melamine

L 32,5 P 52 x H 14,5

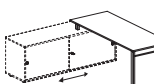


802.CA.01.05 Sospesa metallica /Hanged metallic

Note: Per portacancelleria cassetti, vedi capitolo DV300-Accessori/ For stationery tray, see chapter DV300-Accessories

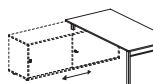
Tavoli integrabili su mobili di servizio/Integrable desks for service units

P 65 x H 74



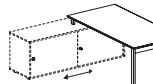
802.TI.01.16_ L 160
802.TI.01.18_ L 180
802.TI.01.20_ L 200

P 80 x H 74



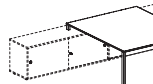
802.TI.02.16_ L 160
802.TI.02.18_ L 180
802.TI.02.20_ L 200

P 90 x H 74

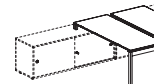


802.TI.03.18_ L 180
802.TI.03.20_ L 200

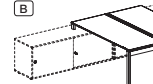
P 136,5 x H 74



802.TI.04.14_ L 140
802.TI.04.16_ L 160
802.TI.04.18_ L 180

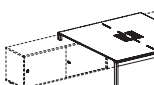


802.TI.05.16_ L 160
802.TI.05.18_ L 180
802.TI.05.20_ L 200

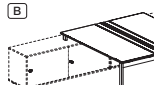


802.TI.06.16_ L 160
802.TI.06.18_ L 180
802.TI.06.20_ L 200

P 158 x H 74

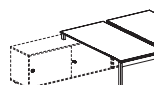


802.TI.07.14_ L 140
802.TI.07.16_ L 160
802.TI.07.18_ L 180

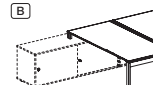


802.TI.08.16_ L 160
802.TI.08.18_ L 180
802.TI.08.20_ L 200

P 166,5 x H 74



802.TI.10.16_ L 160
802.TI.10.18_ L 180
802.TI.10.20_ L 200



802.TI.11.16_ L 160
802.TI.11.18_ L 180
802.TI.11.20_ L 200

Mobili di servizio con ante scorrevoli/Service units with sliding doors

L 160 P 48 x H 58

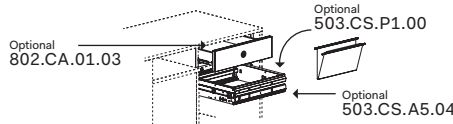


802.MS.02.16_ Monofacciale/Uniface

L 160 P 48 x H 58



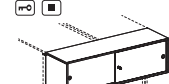
802.MS.01.16_ Bifacciale/Bifacial



Optional per cod. 802.MS.02.16_/802.MS.01.16_ Optional for code 802.MS.02.16_/802.MS.01.16_

Contenitori terminali con ante scorrevoli /Terminal storage units with sliding doors

P 40 x H 40



802.CT.02.13_ L 136,5
802.CT.02.15_ L 158
802.CT.02.16_ L 166,5

Note:

1 Le dimensioni sono espresse in cm - consultare il listino prezzi per le caratteristiche tecniche, i codici degli articoli e delle finiture/Dimensions are stated in cm - for technical characteristics, article code numbers and finishing see price list;

■ Prodotti non in pronta consegna. Per la disponibilità contattare l'ufficio commerciale/Items not in prompt delivery. Please contact the commercial department to check availability;

☑ Con serratura/With lock; ☒ Con binario centrale/With central rail;

Piani di lavoro in melaminico sp. 18 mm con bordi perimetrali in ABS/Worktops in melamine 23/32" thick with perimetral edges in ABS

Gambe fisse terminali/Fix terminal legs

P 5 x H 71



- 802.GF.01.06_L 65
- 802.GF.01.08_L 80
- 802.GF.01.09_L 90
- 802.GF.01.12_L 120
- 802.GF.01.13_L 136,5
- 802.GF.01.15_L 158
- 802.GF.01.16_L 166,5

P 5 x H 71



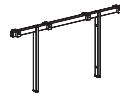
- 802.GF.02.06_L 65
- 802.GF.02.08_L 80
- 802.GF.02.09_L 90
- 802.GF.02.12_L 120
- 802.GF.02.13_L 136,5
- 802.GF.02.15_L 158
- 802.GF.02.16_L 166,5

Gambe fisse intermedie/Fix middle legs

P 5 x H 71



- 802.GF.03.06_L 65
- 802.GF.03.08_L 80
- 802.GF.03.09_L 90



- 802.GF.04.12_L 120
- 802.GF.04.13_L 136,5
- 802.GF.04.15_L 158
- 802.GF.04.16_L 166,5

Coppia carter per gambe intermedie/Pair of casings for middle legs



- 802.GC.01.05_L 120-136,5
- 802.GC.01.07_L 158-166,5

Gamba colonna fissa /Fix column leg

L 5 P 5 x H 71



- 802.GF.05.01_

Gambe regolabili terminali da 65÷86 /Adjustable and terminal legs H min. 65 ÷ max. 86

P 5



- 802.GR.02.06_L 65
- 802.GR.02.08_L 80
- 802.GR.02.09_L 90
- 802.GR.02.12_L 120
- 802.GR.02.13_L 136,5
- 802.GR.02.15_L 158
- 802.GR.02.16_L 166,5

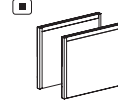
Note: N.B. Le gambe regolabili non sono utilizzabili su tavoli integrati con mobili di servizio e cassettiere portanti /Height adjustable legs cannot be used on tables supported by service units and carrying pedestals

Gambe terminali pannellate /Terminal panelled legs

P 5 x H 72



- 802.GP.01.06_L 65
- 802.GP.01.08_L 80
- 802.GP.01.09_L 90
- 802.GP.01.13_L 136,5
- 802.GP.01.15_L 158
- 802.GP.01.16_L 166,5



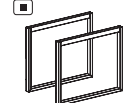
- 802.GP.02.06_L 65
- 802.GP.02.08_L 80
- 802.GP.02.09_L 90
- 802.GP.02.12_L 120
- 802.GP.02.13_L 136,5
- 802.GP.02.15_L 158
- 802.GP.02.16_L 166,5

Gambe terminali chiuse /Terminal closed legs

P 5 x H 72

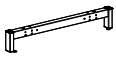


- 802.GL.01.06_L 65
- 802.GL.01.08_L 80
- 802.GL.01.09_L 90
- 802.GL.01.13_L 136,5
- 802.GL.01.15_L 158
- 802.GL.01.16_L 166,5



- 802.GL.02.06_L 65
- 802.GL.02.08_L 80
- 802.GL.02.09_L 90
- 802.GL.02.12_L 120
- 802.GL.02.13_L 136,5
- 802.GL.02.15_L 158
- 802.GL.02.16_L 166,5

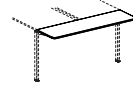
Supporto per M.D.S. 2 Ante scorrevoli /Support for service unit 2 sliding doors



- 802.KT.01.06_L 65
- 802.KT.01.08_L 80
- 802.KT.01.09_L 90
- 802.KT.01.13_L 136,5
- 802.KT.01.15_L 158
- 802.KT.01.16_L 166,5

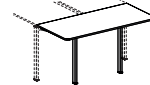
Piani terminali/Terminal tops

P 40 x H 1,8



- 802.PT.01.13_L 136,5
- 802.PT.01.15_L 158
- 802.PT.01.16_L 166,5

P 65 x H 74



- 802.PT.02.13_L 136,5
- 802.PT.02.15_L 158
- 802.PT.02.16_L 166,5

Componenti per tavoli/Components for desks

P 65 x H 1,8



- 802.PD.01.08_L 80
- 802.PD.01.10_L 100
- 802.PD.01.12_L 120

P 80 x H 1,8



- 802.PD.02.08_L 80
- 802.PD.02.10_L 100
- 802.PD.02.12_L 120

Piani/Worktops

P 65 x H 1,8



- 802.PS.01.08_L 80
- 802.PS.01.10_L 100
- 802.PS.01.12_L 120
- 802.PS.01.14_L 140
- 802.PS.01.16_L 160
- 802.PS.01.18_L 180
- 802.PS.01.20_L 200

P 80 x H 1,8



- 802.PS.02.08_L 80
- 802.PS.02.10_L 100
- 802.PS.02.12_L 120
- 802.PS.02.14_L 140
- 802.PS.02.16_L 160
- 802.PS.02.18_L 180
- 802.PS.02.20_L 200

P 90 x H 1,8



- 802.PS.03.18_L 180
- 802.PS.03.20_L 200

P 120 x H 1,8



- 802.PS.14.24_L 240

P 136,5 x H 1,8



- 802.PR.06.14_L 140
- 802.PR.06.16_L 160
- 802.PR.06.18_L 180

P 136,5 x H 1,8



- 802.PB.01.08_L 80
- 802.PB.01.10_L 100
- 802.PB.01.12_L 120
- 802.PB.01.14_L 140
- 802.PB.01.16_L 160
- 802.PB.01.18_L 180
- 802.PB.01.20_L 200

P 136,5 x H 1,8



- 802.PB.03.12_L 120
- 802.PB.03.14_L 140
- 802.PB.03.16_L 160
- 802.PB.03.18_L 180
- 802.PB.03.20_L 200

P 158 x H 1,8



- 802.PB.25.14_L 140
- 802.PB.25.16_L 160
- 802.PB.25.18_L 180

P 158 x H 1,8



- 802.PB.23.12_L 120
- 802.PB.23.14_L 140
- 802.PB.23.16_L 160
- 802.PB.23.18_L 180
- 802.PB.23.20_L 200

P 166,5 x H 1,8



- 802.PB.06.08_L 80
- 802.PB.06.10_L 100
- 802.PB.06.12_L 120
- 802.PB.06.14_L 140
- 802.PB.06.16_L 160
- 802.PB.06.18_L 180
- 802.PB.06.20_L 200

P 166,5 x H 1,8



- 802.PB.08.12_L 120
- 802.PB.08.14_L 140
- 802.PB.08.16_L 160
- 802.PB.08.18_L 180
- 802.PB.08.20_L 200

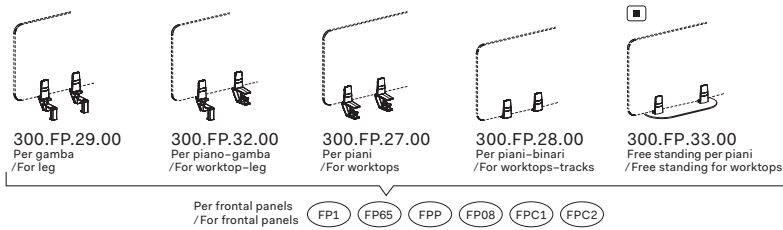
Note:

1 Le dimensioni sono espresse in cm - consultare il listino prezzi per le caratteristiche tecniche, i codici degli articoli e delle finiture/Dimensions are stated in cm - for technical characteristics, article code numbers and finishing see price list;

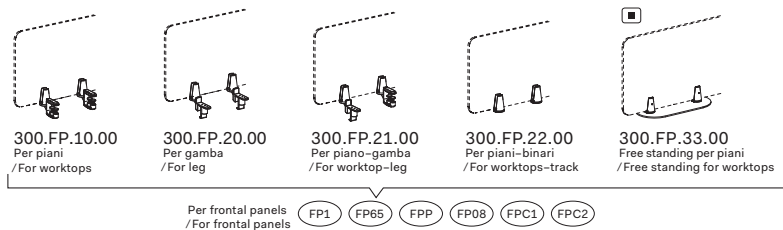
■ Prodotti non in pronta consegna. Per la disponibilità contattare l'ufficio commerciale/Items not in prompt delivery. Please contact the commercial department to check availability;

ⓑ Con binario centrale/With central rail;

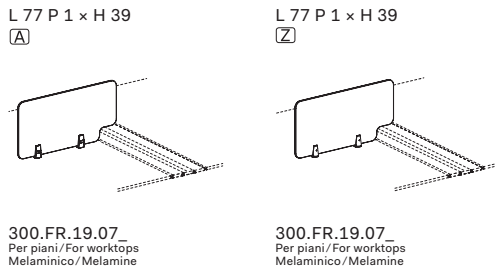
Morsetti e supporti in ABS per frontal panels Sp. 0,5 - 0,8 - 1 - 3 / ABS clamps for frontal panels T. 0,5 - 0,8 - 1 - 3 **[A]**



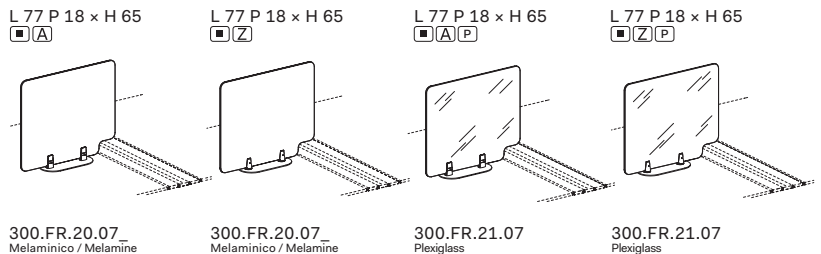
Morsetti e supporti in ZAMA per frontal panels Sp. 0,5 - 0,8 - 1 - 3 / Zamak clamps for frontal panels T. 0,5 - 0,8 - 1 - 3 **[Z]**



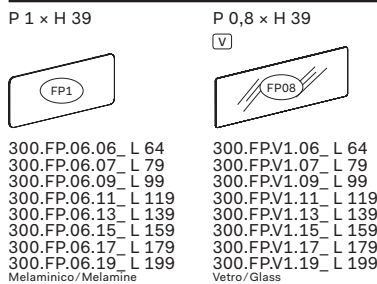
Frontal panels con morsetti e supporti integrati / Frontal panels with clamps and conic clamps



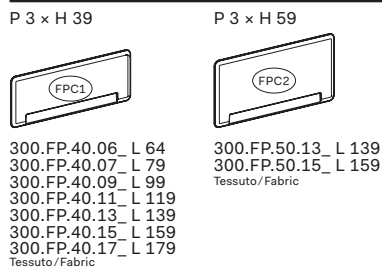
Frontal panels H 65 con supporto freestanding integrato / Frontal panels with freestanding bracket integrated



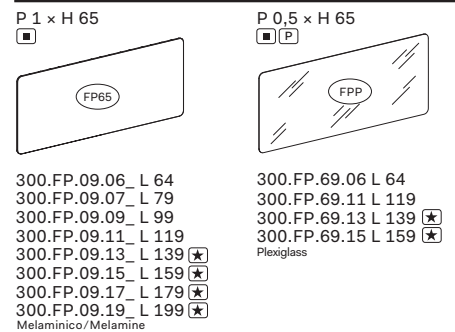
Frontal panels sp. 1 - sp. 0,8



Frontal panel fonoassorbenti sp. 3 / Acoustic frontal panels t. 3

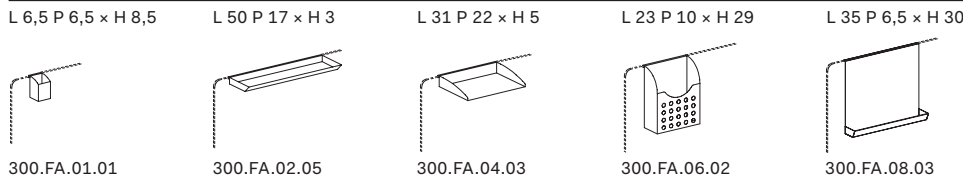


Frontal panels H 65



[★] N.B.: Per i frontal con lunghezza maggiore o uguale ai 139 cm, ordinare 2 kit di supporti per frontal panel / Note: For frontal panels with a length greater than or equal to 139 cm, order 2 kits of clamps-supports for frontal panels

Accessori per frontal panels in melaminico / Accessories for melamine frontal panels



[Note:] Il posizionamento degli accessori sui frontal panel in vetro prevede l'utilizzo di una guarnizione in PVC trasparente (Optional su richiesta) / Placement of accessories on glass front panel need the use of a transparent PVC gasket (Optional on request)
 Non utilizzabile su frontal panels in plexiglass e frontal panels in tessuto fonoassorbente / Not usable for plexiglass frontal panels and acoustic frontal panels

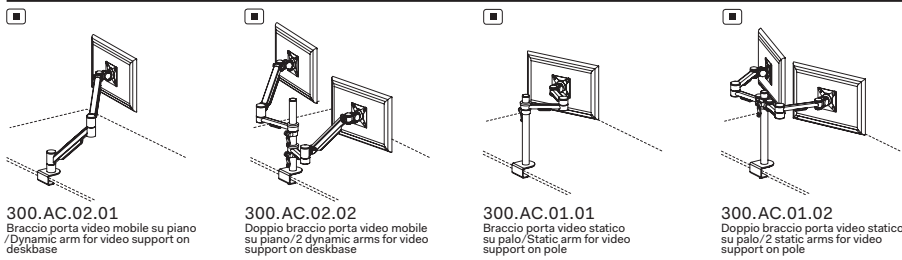
Note:

[1] Le dimensioni sono espresse in cm - consultare il listino prezzi per le caratteristiche tecniche, i codici degli articoli e delle finiture / Dimensions are stated in cm - for technical characteristics, article code numbers and finishing see price list;

[■] Prodotti non in pronta consegna. Per la disponibilità contattare l'ufficio commerciale / Items not in prompt delivery. Please contact the commercial department to check availability;

[A] Morsetti o supporti in ABS / ABS clamps
[Z] Morsetti o supporti in ZAMA / Zamak clamps
[V] Vetro / Glass.
[P] Plexiglass

Bracci porta video/Arms for video support



300.AC.02.01
Braccio porta video mobile su piano / Dynamic arm for video support on deskbase

300.AC.02.02
Doppio braccio porta video mobile su piano/2 dynamic arms for video support on deskbase

300.AC.01.01
Braccio porta video statico su palo/Static arm for video support on pole

300.AC.01.02
Doppio braccio porta video statico su palo/2 static arms for video support on pole

Canalizzazione – Elettrificazione – Accessori/Wire management – Electrification – Accessories



300.AP.V1.00

802.AP.09.00

300.AP.F1.00

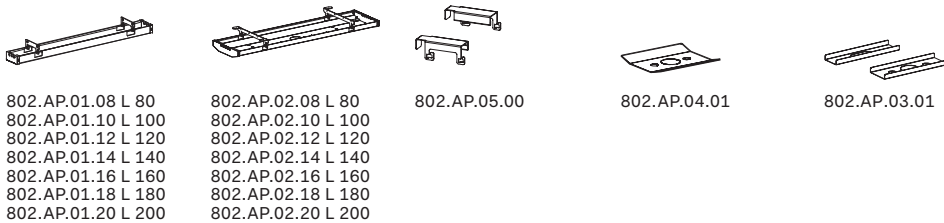
300.AP.T2.01 Ø 8

300.APT7.01 Ø 6
300.APT8.01 Ø 8

802.AP.11.01

802.AP.12.01

802.AP.14.01
802.AP.13.01



802.AP.01.08 L 80
802.AP.01.10 L 100
802.AP.01.12 L 120
802.AP.01.14 L 140
802.AP.01.16 L 160
802.AP.01.18 L 180
802.AP.01.20 L 200

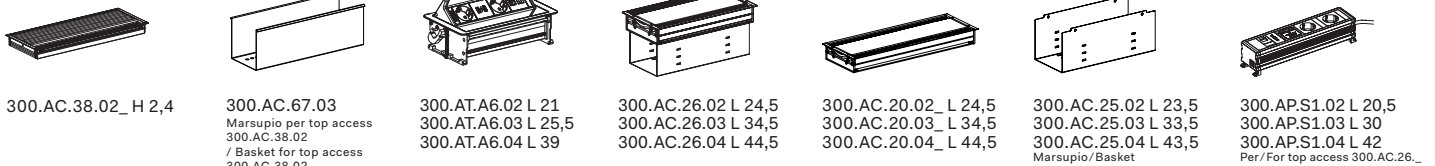
802.AP.02.08 L 80
802.AP.02.10 L 100
802.AP.02.12 L 120
802.AP.02.14 L 140
802.AP.02.16 L 160
802.AP.02.18 L 180
802.AP.02.20 L 200

802.AP.05.00

802.AP.04.01

802.AP.03.01

L 32 x P 12,3



300.AC.38.02_H 2,4

300.AC.67.03
Marsupio per top access
300.AC.38.02
/ Basket for top access
300.AC.38.02

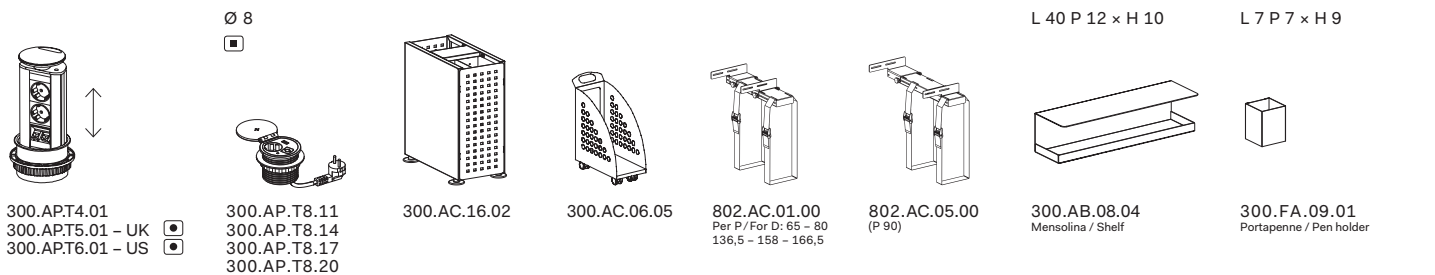
300.AT.A6.02 L 21
300.AT.A6.03 L 25,5
300.AT.A6.04 L 39

300.AC.26.02 L 24,5
300.AC.26.03 L 34,5
300.AC.26.04 L 44,5

300.AC.20.02_L 24,5
300.AC.20.03_L 34,5
300.AC.20.04_L 44,5

300.AC.25.02 L 23,5
300.AC.25.03 L 33,5
300.AC.25.04 L 43,5
Marsupio/Basket

300.AP.S1.02 L 20,5
300.AP.S1.03 L 30
300.AP.S1.04 L 42
Per/For top access 300.AC.26_



300.APT4.01
300.APT5.01 - UK
300.APT6.01 - US

Ø 8
300.AP.T8.11
300.AP.T8.14
300.AP.T8.17
300.AP.T8.20

300.AC.16.02

300.AC.06.05

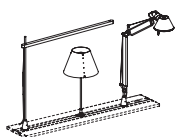
802.AC.01.00
Per P/For D: 65 - 80
136,5 - 158 - 166,5

802.AC.05.00
(P 90)

300.AB.08.04
Mensolina / Shelf

300.FA.09.01
Portapenne / Pen holder

Accessori su binari / Accessories on rail



802.AB.01.00

Porta dox/Top box

L80 P 40 x H 40



300.AC.15.06
Metallico/Metallic

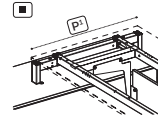
Modesty panels

P 1,8 x H35



802.MP.01.08_L 80
802.MP.01.10_L 100
802.MP.01.12_L 120
802.MP.01.14_L 140
802.MP.01.16_L 160
802.MP.01.18_L 180
802.MP.01.20_L 200
Per tavoli/For desks

P 5 x H 5,1



802.ST.01.65 L 35,5 [P1] 65
802.ST.01.80 L 48,3 [P2] 80
802.ST.01.90 L 58,3 [P3] 90

[Note:] Staffa da aggiungere ai modesty panel per mobili di servizio in base alla profondità del piano di lavoro. Per l'integrazione consultare il relativo listino/Bracket to be added to the modesty panels for service units, depending on worktop's depth. Check the correspondent price list for the integration

Note:

- 1 Le dimensioni sono espresse in cm - consultare il listino prezzi per le caratteristiche tecniche, i codici degli articoli e delle finiture/Dimensions are stated in cm - for technical characteristics, article code numbers and finishing see price list;
- 2 Per la scelta dei contenitori e degli accessori vari, consultare il relativo listino o catalogo/To choose storage units and accessories, please check correspondent price list or catalogue;

- Prodotti non in pronta consegna. Per la disponibilità contattare l'ufficio commerciale/Items not in prompt delivery. Please contact the commercial department to check availability;
- Articoli prodotti solo su richiesta/Items produced only on demand;

- Fino ad esaurimento/Until exhaustion;

Nobu

DV803

La scrivania di design per ufficio si pone come prodotto che predilige l'operatività e, con la sua leggerezza strutturale e forme minimali ed eleganti, configura e personalizza gli ambienti di lavoro.

Arises as a product favouring operations, with its light design of structure added to the minimal and elegant shapes it configures and customizes any workplace.

















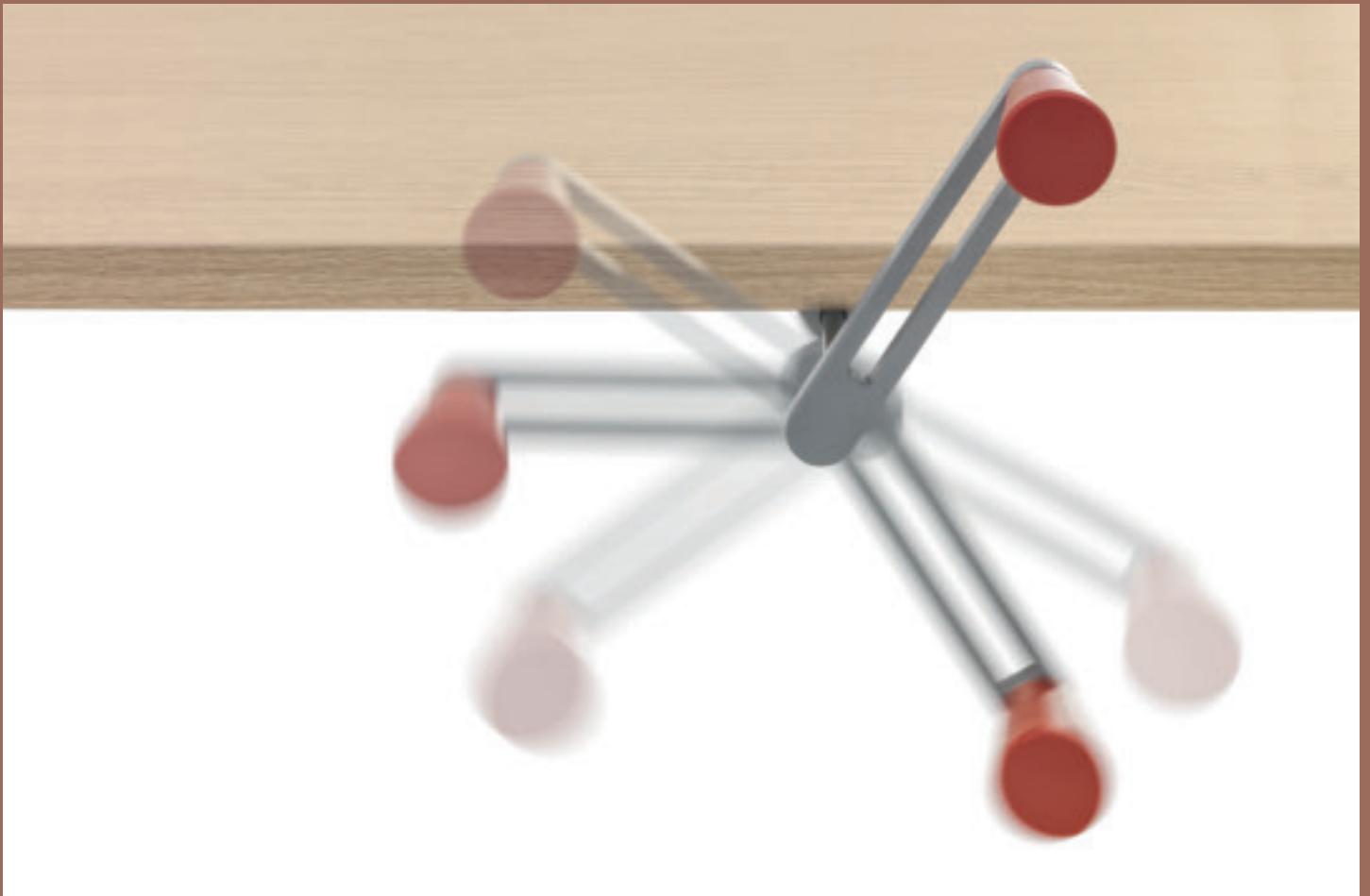














Funzionale operatività
di gruppo, in cui
postazioni
di lavoro contrapposte
integrano, con
rigore e simmetria,
ampie scrivanie con
tavoli in allungo.



*Functional teamwork,
in which opposing
workstations integrate,
with rigor and
symmetry, large
desks with
extension tables.*


















Trave metallica telescopica, canalizzata con clips bloccacavi / Telescopic metal beam, ducted, with cable clamps



Canalizzazione per tavoli a due scrivanie contrapposte / Wire management for bench desks



Canale passacavi per gamba / Leg cable channel



Passacavi verticale a spirale / Spiral cable duct



Porta CPU sospeso / Hanging CPU holder



Canale passacavi attrezzabile / Equipable wire management



Canale passacavi per tavoli con regolazione elettrica in altezza / Cable management chain for desks with electric height adjustment



Bench con regolazione altezza elettrica, da 65 a 125 cm / Bench with electric height adjustment, from 65 to 125 cm

Tavoli / Tables

Piani di lavoro sp. 2.5 cm, in melaminico con bordi perimetrali in ABS sp. 0.2 cm / Worktops 2.5 cm thick, in melamine with 0.2 cm ABS edge-profiles
Modesty panel sp. 1.8 cm, in melaminico/Modesty panel 1.8 cm thick, in melamine



Strutture metalliche / Metal structures

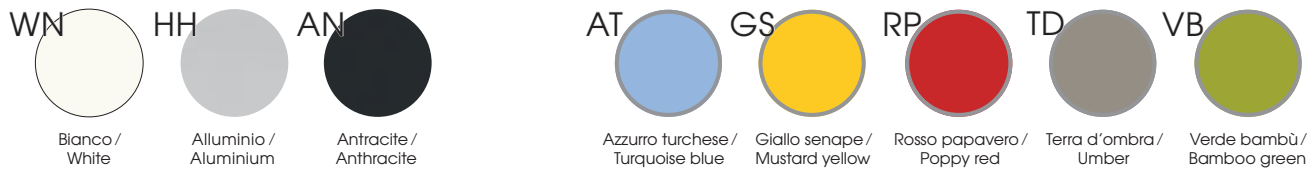
(*) Strutture metalliche con regolazione in altezza elettrica solo in bianco/(*)Metal structures with electric height adjustment only in white)




Mobili di servizio / Service units

Scocca e ripiani sp. 1.8 cm, in melaminico / Bodies and shelves 1.8 cm thick, in melamine

Ante scorrevoli sp. 1.8 cm, in melaminico con bordo ABS sp. 0.15 cm colore alluminio / Sliding doors 1.8 cm thick, in melamine with aluminium-coloured ABS edge-profiles 0.15 cm thick



Ante scorrevoli sp. 1.8 cm, in melaminico con bordo ABS sp. 0.15 cm in tinta / Sliding doors 1.8 cm thick, in melamine with ABS edge-profiles 0.15 cm thick, in same color



Tavoli con piano ribaltabile / Tables with folding worktop

Piani di lavoro sp. 2.5 cm, in melaminico con bordi in ABS sp. 0.2 cm / Worktops 2.5 cm thick, in melamine with ABS edge-profiles 0.2 cm thick




Strutture metalliche / Metal structures

Modesty panel in tessuto / Fabric modesty panel



Frontal panels con telaio metallico / Frontal panels with metal frame

Rivestimento in tessuto 100% poliestere Trevira CS - JET Bioactive / 100% polyester Trevira CS - JET Bioactive fabric coating



Note

Per i colori e le finiture dei Frontal Panels, vedere il relativo capitolo in DV300 - Accessori. / For colours and finishes of Frontal Panels, see the chapter in DV300 - Accessories.

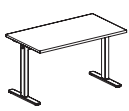
Prodotti non in pronta consegna. Per la disponibilità contattare l'ufficio commerciale. / Items not in prompt delivery. Please contact the commercial department to check availability.

Piani di lavoro in melaminico sp. 25 mm con bordi perimetrali in ABS/Worktops in melamine 1" thick with perimetrical edges in ABS

Tavoli scrivania altezza fissa H 74 (tipo C)/Fix desks height, H 74 cm (type C)

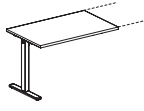
Tavoli scrivania/Desks

P 65 x H 74

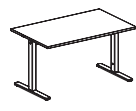


803.TS.01.08_ L 80
803.TS.01.10_ L 100
803.TS.01.12_ L 120
803.TS.01.14_ L 140
803.TS.01.16_ L 160
803.TS.01.18_ L 180

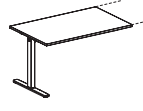
P 80 x H 74



803.TS.05.08_ L 80
803.TS.05.10_ L 100
803.TS.05.12_ L 120
803.TS.05.14_ L 140
803.TS.05.16_ L 160
803.TS.05.18_ L 180



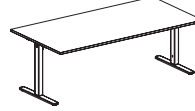
803.TS.02.08_ L 80
803.TS.02.10_ L 100
803.TS.02.12_ L 120
803.TS.02.14_ L 140
803.TS.02.16_ L 160
803.TS.02.18_ L 180
803.TS.02.20_ L 200



803.TS.06.08_ L 80
803.TS.06.10_ L 100
803.TS.06.12_ L 120
803.TS.06.14_ L 140
803.TS.06.16_ L 160
803.TS.06.18_ L 180
803.TS.06.20_ L 200

Tavoli executive/Executive tables

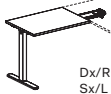
P 100 x H 74



803.TS.03.20_ L 200

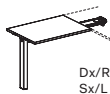
Allunghi laterali (Dx - Sx)/Lateral extension (R - L)

P 65 x H 74



Dx/R
Sx/L

803.TD.01.08_ L 80
803.TD.01.10_ L 100
803.TD.01.12_ L 120



Dx/R
Sx/L

803.TD.07.08_ L 80
803.TD.07.10_ L 100
803.TD.07.12_ L 120

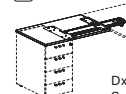
Allunghi su cassettiere portanti /Extensions on carrying pedestals

L 100 P 65 x H 74



Dx/R
Sx/L

803.AL.01.10_

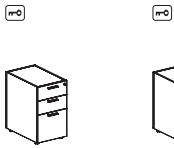


Dx/R
Sx/L

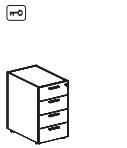
803.AL.06.10_

Cassettiere portanti/Carrying pedestals

L 42 P 65 x H 71,5



550.CS.30.04_



550.CS.40.04_

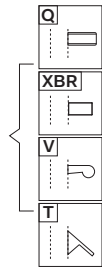
H 2,5



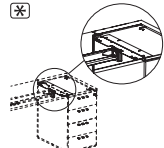
550.CG.14.04_ Top



550.CG.12.04
Zoccolo (Optional)
/Base frame (Optional)



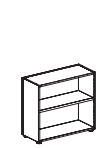
L 14,5 P 53 x H 8,5



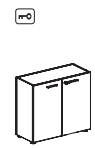
803.ST.01.00

Contentori H 74/Storage units H 74

L 80 P 33 x 71,5



550.CG.01.08_
A giorno/Open



550.CC.02.08_
Con ante/With doors

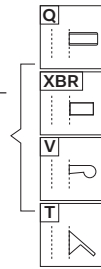
H 2,5



550.CG.14.08_ Top

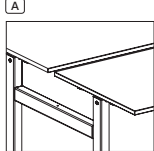


550.CG.12.08
Zoccolo (Optional)
/Base frame (Optional)

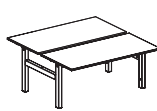


Tavoli P 136,5 e 166,5 a 2 scrivanie contrapposte/Benches 136,5 and 166,5 depth

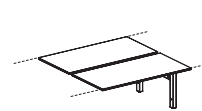
P 136,5 x H 74



A




803.TB.01.14_ L 140
803.TB.01.16_ L 160

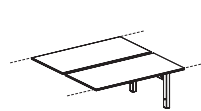


803.TB.11.14_ L 140
803.TB.11.16_ L 160

P 166,5 x H 74



803.TB.06.14_ L 140
803.TB.06.16_ L 160




803.TB.16.14_ L 140
803.TB.16.16_ L 160

Cassettiere/Pedestals

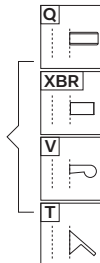
L 42 P 57 x H 55,5



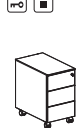
550.CS.10.04_ Melaminico/Melamine



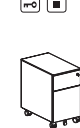
550.CS.20.04_ Melaminico/Melamine



L 32,2 P 54,2 x H 55,5

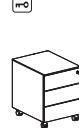


550.CS.1M.03_ Metalliche/Metallic

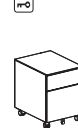


550.CS.2M.03_ Metalliche/Metallic

L 42,2 P 54,2 x H 55,5



550.CS.1M.04_ Metalliche - Vaschetta porta cancelleria inclusa/Metallic - Stationery tray included



550.CS.2M.04_ Metalliche - Vaschetta porta cancelleria inclusa/Metallic - Stationery tray included

Note: Per portacancelleria cassetti, vedi capitolo DV300-Accessori/For stationary tray, see chapter DV300-Accessories

Note:

1 Le dimensioni sono espresse in cm - consultare il listino prezzi per le caratteristiche tecniche, i codici degli articoli e delle finiture/Dimensions are stated in cm - for technical characteristics, article code numbers and finishing see price list;

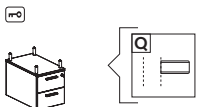
■ Prodotti non in pronta consegna. Per la disponibilità contattare l'ufficio commerciale/Items not in prompt delivery. Please contact the commercial department to check availability;

A Senza binario/Without rail;
 Con serratura / With lock;
 X Non utilizzabili su tavoli regolabili /Can not be used on adjustable tables.

Piani di lavoro in melaminico sp. 25 mm con bordi perimetrali in ABS/Worktops in melamine 1" thick with perimetrical edges in ABS

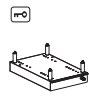
Cassettiere sospese/Hanged pedestals

L 33 P 53 x H 44



803.CS.11.03
Sospesa melaminico
/Hanged melamine

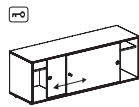
L 32,5 P 52 x H 14,5



803.CA.01.05
Sospesa metallica
/Hanged metallic

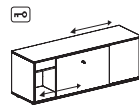
Mobili di servizio con ante scorrevoli/Service units with sliding doors

L 160 P 48 x H 58

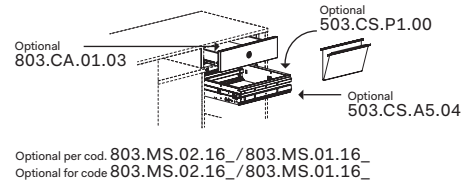


803.MS.02.16_
Monofacciale/Uniface

L 160 P 48 x H 58

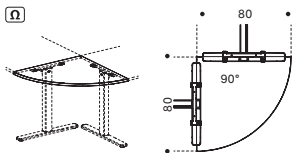


803.MS.01.16_
Bifacciale/Bifacial



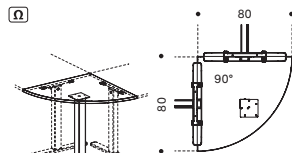
Raccordi/Connection elements

L 80 P 80 x H 2,5



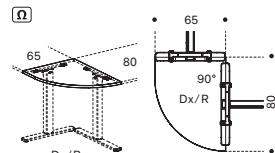
803.RA.01.08_

L 80 P 80 x H 74



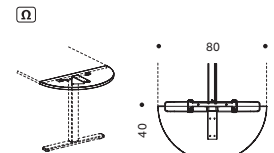
803.RA.02.08_

L 80 P 65 x H 2,5



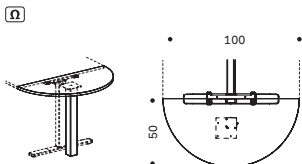
803.RA.03.06_ Dx/R
803.RA.04.06_ Sx/L

L 80 P 40 x H 2,5



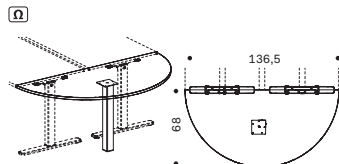
803.PT.07.08_

L 100 P 50 x H 74



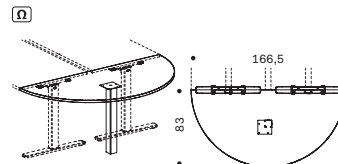
803.PT.11.10_

L 136,5 P 68 x H 74



803.PT.09.13_

L 166,5 P 83 x H 74



803.PT.13.16_

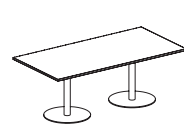
Tavoli riunione/Conference tables

H 74



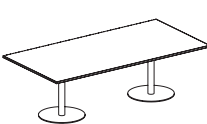
803.TR.01.10_ Ø100
803.TR.01.12_ Ø120

L 200 P 100 x H 74




803.TR.02.20_

L 240 P 120 x H 74




803.TR.02.24_

L 250 P 125 x H 74



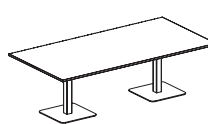
803.TR.04.25_

L 200 P 105 x H 74




803.TR.03.20_

L 240 P 120 x H 74



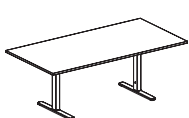
803.TR.03.24_

L 250 P 125 x H 74



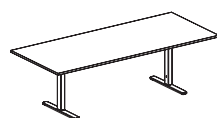
803.TR.05.25_

L 200 P 100 x H 74




803.TR.32.20_

L 240 P 120 x H 74



803.TR.32.24_

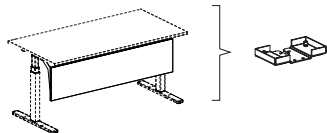
L 250 P 125 x H 74



803.TR.32.25_

Modesty panels per tavoli altezza fissa/Modesty panel for fix in height tables

P 1,8 x H35



803.MP.01.08_ L 67
803.MP.01.10_ L 87
803.MP.01.12_ L 107
803.MP.01.14_ L 127
803.MP.01.16_ L 147
803.MP.01.18_ L 167
Per tavoli/For desks

803.KT.01.00
Kit staffe/Bracket kit

Note:

① Le dimensioni sono espresse in cm - consultare il listino prezzi per le caratteristiche tecniche, i codici degli articoli e delle finiture/Dimensions are stated in cm - for technical characteristics, article code numbers and finishing see price list;


② Da utilizzare solo con tavoli indipendenti/To be used with single desks;

③ Con serratura / With lock;

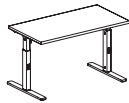
Piani di lavoro in melaminico sp. 25 mm con bordi perimetrali in ABS/Worktops in melamine 1" thick with perimetrical edges in ABS

Tavoli scrivania posizionabili in altezza con pulsante da 65÷86 cm (tipo B-D) / Desks with adjustable height by push-button, from 65÷86 cm (type B-D)

Tavoli scrivania/Desks

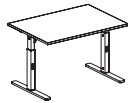


P 65 x H 65 ÷ 86



803.TS.21.08_L 80
803.TS.21.10_L 100
803.TS.21.12_L 120
803.TS.21.14_L 140
803.TS.21.16_L 160
803.TS.21.18_L 180

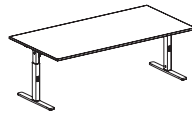
P 80 x H 65 ÷ 86



803.TS.22.08_L 80
803.TS.22.10_L 100
803.TS.22.12_L 120
803.TS.22.14_L 140
803.TS.22.16_L 160
803.TS.22.18_L 180

Tavoli executive / Executive tables

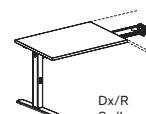
P 100 x H 65 ÷ 86



803.TS.41.20_L 200

Allunghi laterali (Dx - Sx) / Lateral extension (R - L)

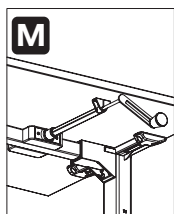
P 65 x H 65 ÷ 86



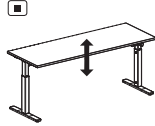
803.TD.21.08_L 80
803.TD.21.10_L 100
803.TD.21.12_L 120

Tavoli scrivania regolabili in altezza a due stadi con manovella da H 74 ÷ 112 cm / Adjustable height table with 2-stage height adjustment H 74 ÷ 112 cm with crank

Tavoli scrivania/Desks

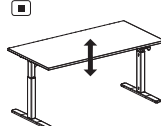


P 65 x H 74 ÷ 112



803.TS.81.14_L 140
803.TS.81.16_L 160
803.TS.81.18_L 180

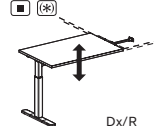
P 80 x H 74 ÷ 112



803.TS.82.14_L 140
803.TS.82.16_L 160
803.TS.82.18_L 180

Allunghi laterali/Lateral Extension

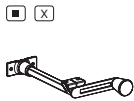
P 65 x H 74 ÷ 112



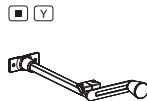
803.TD.94.08_L 80
803.TD.94.10_L 100

Note: Manovella non inclusa / Crank not included

Manovelle per tavoli scrivania tipo A / Cranks for desks type A

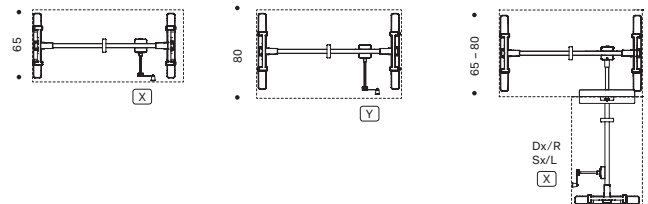


803.KT.06.00
Per tavoli scrivania P 65
For desks P 65



803.KT.08.00
Per tavoli scrivania P 80
For desks P 80

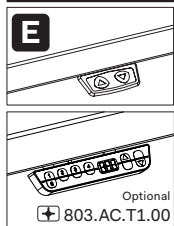
Schema tavoli con manovelle (X - Y) da aggiungere all'ordine / Desk scheme with cranks (X - Y) to be added to the order



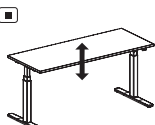
Note: Manovelle obbligatorie da aggiungere ai tavoli regolabili in altezza a due stadi (tipo A) secondo gli esempi riportati / Required cranks to be added at desks adjustable in height at two levels (type A) according to the following examples

Tavoli scrivania regolabili in altezza a tre stadi elettricamente da H 65÷125 cm (tipo A) / Desks adjustable in H electrical at three stages from H 65 to H 125 cm (type A)

Tavoli scrivania/Desks

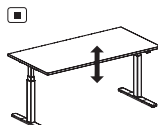


P 65 x H 65 ÷ 125



803.TS.57.14_L 140
803.TS.57.16_L 160
803.TS.57.18_L 180

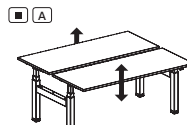
P 80 x H 65 ÷ 125



803.TS.58.14_L 140
803.TS.58.16_L 160
803.TS.58.18_L 180

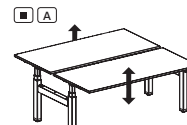
Tavoli a 2 scrivanie contrapposte/Benches

P 136,5 x H 65 ÷ 125



803.TB.32.14_L 140
803.TB.32.16_L 160
803.TB.32.18_L 180

P 166,5 x H 65 ÷ 125



803.TB.33.14_L 140
803.TB.33.16_L 160
803.TB.33.18_L 180

Note:

1 Le dimensioni sono espresse in cm - consultare il listino prezzi per le caratteristiche tecniche, i codici degli articoli e delle finiture/Dimensions are stated in cm - for technical characteristics, article code numbers and finishing see price list;

2 Prodotti non in pronta consegna. Per la disponibilità contattare l'ufficio commerciale/Items not in prompt delivery. Please contact the commercial department to check availability;

A Senza binario/Without rail;

2 I tavoli in allungo laterale (⊗) sono integrabili in versione Dx e Sx /The extension tables (⊗) can be used on the RH and LH side;

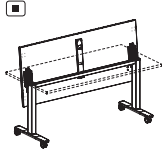
+ Tastierino per regolazione altezza piano con memorie / Control pad with memories for height adjustable worktop

Piani di lavoro in melaminico sp. 25 mm con bordi perimetrali in ABS/Worktops in melamine 1" thick with perimetrical edges in ABS

Tavoli su ruote con piano ribaltabile / Tables on castors with flip worktop

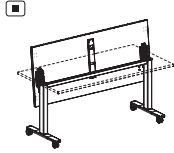
Accessori per tavoli con piano ribaltabile / Accessories for tables with flip worktop

P 70 x H 74



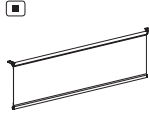
300.TF.01.08_L 80
300.TF.01.10_L 100
300.TF.01.12_L 120
300.TF.01.14_L 140
300.TF.01.16_L 160
300.TF.01.18_L 180

P 80 x H 74

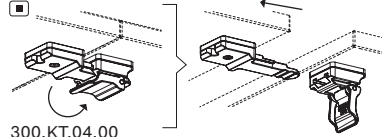


300.TF.02.08_L 80
300.TF.02.10_L 100
300.TF.02.12_L 120
300.TF.02.14_L 140
300.TF.02.16_L 160
300.TF.02.18_L 180

P 1 x H 31

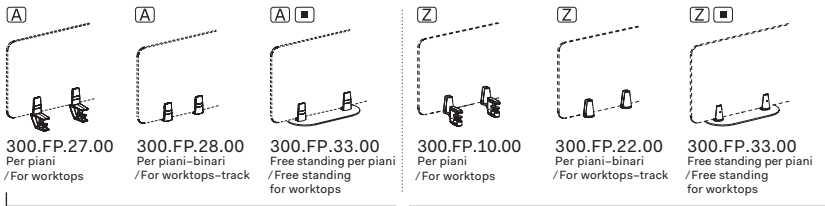


300.MP.10.08_L 46,5
300.MP.10.10_L 66,5
300.MP.10.12_L 86,5
300.MP.10.14_L 106,5
300.MP.10.16_L 126,5
300.MP.10.18_L 146,5
Modesty Panel per tavolo con piano ribaltabile/Modesty panel for tables with flip worktop



300.KT.04.00
Ganci per collegare in linea tavoli folding / Hooks to connect folding desks in line

Morsetti e supporti per frontal panels Sp. 0,5 - 0,8 - 1 - 3 / Clamps for frontal panels T. 0,5 - 0,8 - 1 - 3



300.FP.27.00
Per piani / For worktops

300.FP.28.00
Per piani-binari / For worktops-track

300.FP.33.00
Free standing per piani / Free standing for worktops

300.FP.10.00
Per piani / For worktops

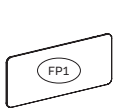
300.FP.22.00
Per piani-binari / For worktops-track

300.FP.33.00
Free standing per piani / Free standing for worktops

Per frontal panels/For frontal panels (FP1) (FP65) (FPP) (FP08) (FPC1) (FPC2)

Frontal panels sp. 1 - sp. 0,8

P 1 x H 39



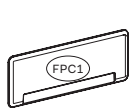
300.FP.06.06_L 64
300.FP.06.07_L 79
300.FP.06.09_L 99
300.FP.06.11_L 119
300.FP.06.13_L 139
300.FP.06.15_L 159
300.FP.06.17_L 179
300.FP.06.19_L 199
Melaminico/Melamine

P 0,8 x H 39



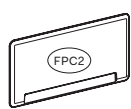
300.FPV1.06_L 64
300.FPV1.07_L 79
300.FPV1.09_L 99
300.FPV1.11_L 119
300.FPV1.13_L 139
300.FPV1.15_L 159
300.FPV1.17_L 179
300.FPV1.19_L 199
Vetro/Glass

P 3 x H 39



300.FP.40.06_L 64
300.FP.40.07_L 79
300.FP.40.09_L 99
300.FP.40.11_L 119
300.FP.40.13_L 139
300.FP.40.15_L 159
300.FP.40.17_L 179
Tessuto/Fabric

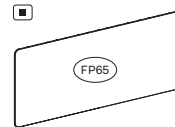
P 3 x H 59



300.FP.50.13_L 139
300.FP.50.15_L 159
Tessuto/Fabric

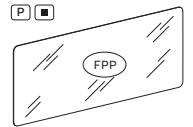
Fontal panels H. 65

P 1 x H 65



300.FP.09.06_L 64
300.FP.09.07_L 79
300.FP.09.09_L 99
300.FP.09.11_L 119
300.FP.09.13_L 139
300.FP.09.15_L 159
300.FP.09.17_L 179
300.FP.09.19_L 199
Melaminico/Melamine

P 0,5 x H 65

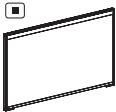


300.FP.69.06_L 64
300.FP.69.11_L 119
300.FP.69.13_L 139
300.FP.69.15_L 159
Plexiglass

★ N.B.: Per i frontal con lunghezza maggiore o uguale ai 139 cm, ordinare 2 kit di supporti per frontal panel / Note: For frontal panels with a length greater than or equal to 139 cm, order 2 kits of clamps-supports for frontal panels

Frontal panels per bench / Frontal panels for bench

P 4 x H 79

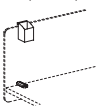


300.FR.36.14_L 140
300.FR.36.16_L 160
Tessuto/Fabric

Per bench con altezza regolabile "tipo A" / For bench with adjustable height "type A"

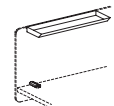
Accessori / Accessories

L 6,5 P 6,5 x H 8,5



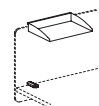
300.FA.01.01

L 50 P 17 x H 3



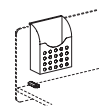
300.FA.02.05

L 31 P 22 x H 5



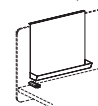
300.FA.04.03

L 23 P 10 x H 29



300.FA.06.02

L 35 P 6,5 x H 30



300.FA.08.03

[Note] Il posizionamento degli accessori sui frontal panel in vetro prevede l'utilizzo di una guarnizione in PVC trasparente (Optional su richiesta) / Placement of accessories on glass frontal panel need the use of a transparent PVC gasket (Optional on request)
Non utilizzabile su frontal panels in plexiglass e frontal panels in tessuto fonoassorbente / Not usable for plexiglass frontal panels and acoustic frontal panels

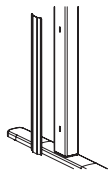
Note:

① Le dimensioni sono espresse in cm - consultare il listino prezzi per le caratteristiche tecniche, i codici degli articoli e delle finiture / Dimensions are stated in cm - for technical characteristics, article code numbers and finishing see price list;

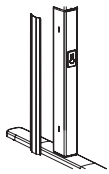
■ Prodotti non in pronta consegna. Per la disponibilità contattare l'ufficio commerciale / Items not in prompt delivery. Please contact the commercial department to check availability;

Ⓐ Morsetti o supporti in ABS / ABS clamps
Ⓔ Morsetti o supporti in ZAMA / Zamak clamps
⒫ Plexiglass
Ⓕ Vetro/Glass.

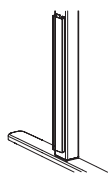
Canalizzazione – Elettrificazione/Wire management – Electrification



803.AP.08.06
Per gambe fisse "tipo C"
/For fix legs height "type C"



803.AP.09.06
Per gambe regolabili "tipo B-D"
/For legs with adjustable height
"type B-D"



803.AP.09.00
Per tavoli con piano ribaltabile
/For desk with folding worktop



300.AP.V1.00



300.AP.F1.00



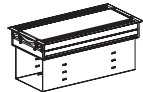
803.CL.01.14



300.AP.T2.01 Ø 8



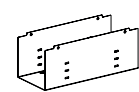
300.AP.T7.01 Ø 6
300.AP.T8.01 Ø 8



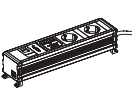
300.AC.26.02 L 24,5
300.AC.26.03 L 34,5
300.AC.26.04 L 44,5



300.AC.20.02 L 24,5
300.AC.20.03 L 34,5
300.AC.20.04 L 44,5




300.AC.25.02 L 23,5
300.AC.25.03 L 33,5
300.AC.25.04 L 43,5
Marsupio/Basket



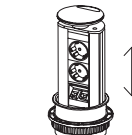
300.AP.S1.02 L 20,5
300.AP.S1.03 L 30
300.AP.S1.04 L 42
Per/For top access 300.AC.26...



300.AT.A6.02 L 21
300.AT.A6.03 L 25,5
300.AT.A6.04 L 39



300.AP.T8.11
300.AP.T8.14
300.AP.T8.17
300.AP.T8.20

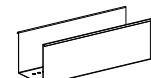


300.APT.4.01
300.APT.5.01 - UK
300.APT.6.01 - US

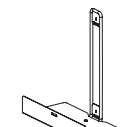
L 32 x P 12,3



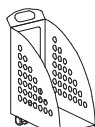
300.AC.38.02_H 2,4



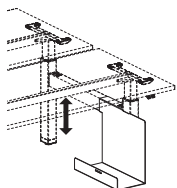
300.AC.67.03
Marsupio per top access
300.AC.38.02
/ Basket for top access
300.AC.38.02




803.AC.01.02



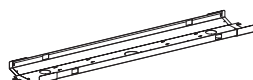
300.AC.06.05



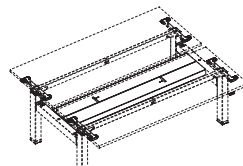
803.AC.02.02_
Per tavoli bench regolabili
in altezza elettricamente
/ For bench desks
adjustable in height



803.AP.10.00
Per tavoli bench regolabili
in altezza elettricamente-a manovella
/ For bench desks
adjustable in height by crank - electrical

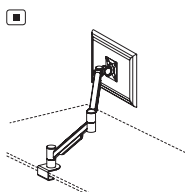


803.AP.02.14 L 140
803.AP.02.16 L 160
803.AP.02.18 L 180
Per tavoli a due scrivanie contrapposte
/For benches

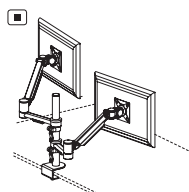


803.AP.43.14 L 140
803.AP.43.16 L 160
803.AP.43.18 L 180
Carter di copertura per canaline bench
/ Bench cable-channel cover casing

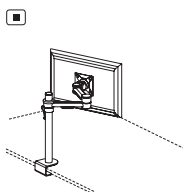
Bracci porta video/Arms for video support



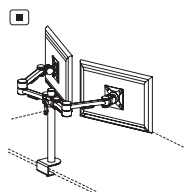
300.AC.02.01
Braccio porta video mobile su piano
/Dynamic arm for video support on
desk/base



300.AC.02.02
Doppio braccio porta video mobile
su piano/2 dynamic arms for video
support on desk/base



300.AC.01.01
Braccio porta video statico
su palo/Static arm for video
support on pole



300.AC.01.02
Doppio braccio porta video statico
su palo/2 static arms for video
support on pole

Note:

1 Le dimensioni sono espresse in cm – consultare il listino prezzi per le caratteristiche tecniche, i codici degli articoli e delle finiture/Dimensions are stated in cm – for technical characteristics, article code numbers and finishing see price list;

2 Per la scelta dei contenitori e degli accessori vari, consultare il relativo listino o catalogo/To choose storage units and accessories, please check correspondent price list or catalogue;

■ Prodotti non in pronta consegna. Per la disponibilità contattare l'ufficio commerciale/Items not in prompt delivery. Please contact the commercial department to check availability;

● Articoli prodotti solo su richiesta/Items produced only on demand;

⊠ Fino ad esaurimento/Until exhaustion;

Treko

DV805

Praticità, attualità e flessibilità, sono i plus principali che consentono di arredare i moderni spazi di lavoro con estrema semplicità e funzionalità. Prospettive da manuale che mettono in evidenza la tradizionale scrivania pannellata rivista in chiave moderna.

Practicality, flexibility and timeliness, are the main features that allow to furnish modern working environments with extreme simplicity and functionality. Perspectives that emphasize the traditional panelled leg desk, reviewed with a modern eye.

























Configurazione composta con raccordi a 90°. Il tutto esaltato dalla leggerezza e modernità della finitura rovere chiaro.

Configuration composed with 90° connections. All enhanced by the lightness and modernity of the light oak finish.















Porta CPU sospeso con cinghie, esterno ed interno gamba / Hanging CPU holder with straps, outside and inside leg



Canale e passacavi verticale a spirale / Cable channel and spiral cable duct

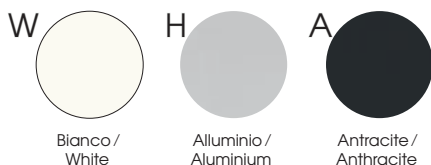
Tavoli/Tables

Piani di lavoro, gambe pannellate sp. 2.5 cm con bordi in ABS sp. 0.2 cm e modesty panels sp. 1.8 cm, in melaminico con bordo ABS colore bianco / Worktops and panelled legs 2.5 cm thick with 0.2 cm thick ABS edgebanding, modesty panels 1.8 cm thick, in melamine with white ABS edge banding



Strutture metalliche / Metal structures

Gamboni - Colonne in metallo / Metal columns

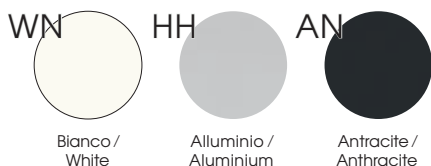


Poggiatesta in tubo / Footrest tube

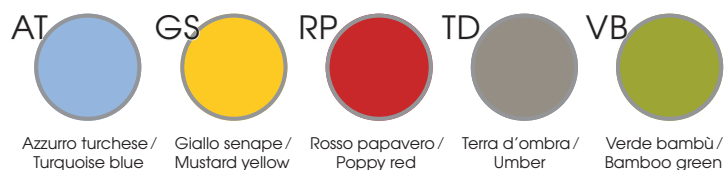


Mobili di servizio / Service units

Scocca e ripiani sp. 1.8 cm, in melaminico / Bodies and shelves 1.8 cm thick, in melamine





Ante scorrevoli sp. 1.8 cm, in melaminico con bordo ABS sp. 0.15 cm colore alluminio / Sliding doors 1.8 cm thick, in melamine with aluminium-coloured ABS edge-profiles 0.15 cm thick



Ante scorrevoli sp. 1.8 cm, in melaminico con bordo ABS sp. 0.15 cm in tinta / Sliding doors 1.8 cm thick, in melamine with ABS edge-profiles 0.15 cm thick, in same color



Piedini livellatori e distanziali in ABS / Adjustable feet and ABS spacers



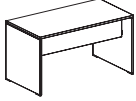
Note

Per i colori e le finiture dei Frontal Panels, vedere il relativo capitolo in DV300 - Accessori. / For colours and finishes of Frontal Panels, see the chapter in DV300 - Accessories.

Piani di lavoro in melaminico sp. 25 mm con bordi perimetrali in ABS/Worktops in melamine 25 mm thick with perimetrical edges in ABS

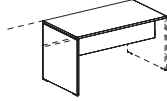
Tavoli scrivanie/Desks

P 65 x H 74



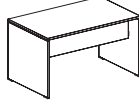
805.TS.01.08_ L 80
805.TS.01.10_ L 100
805.TS.01.12_ L 120
805.TS.01.14_ L 140
805.TS.01.16_ L 160
805.TS.01.18_ L 180
805.TS.01.20_ L 200

P 65 x H 74



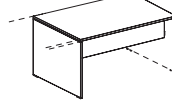
805.TS.05.08_ L 80
805.TS.05.10_ L 100
805.TS.05.12_ L 120
805.TS.05.14_ L 140
805.TS.05.16_ L 160
805.TS.05.18_ L 180
805.TS.05.20_ L 200

P 80 x H 74



805.TS.02.08_ L 80
805.TS.02.10_ L 100
805.TS.02.12_ L 120
805.TS.02.14_ L 140
805.TS.02.16_ L 160
805.TS.02.18_ L 180
805.TS.02.20_ L 200

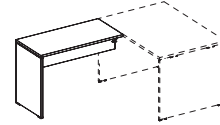
P 80 x H 74



805.TS.06.08_ L 80
805.TS.06.10_ L 100
805.TS.06.12_ L 120
805.TS.06.14_ L 140
805.TS.06.16_ L 160
805.TS.06.18_ L 180
805.TS.06.20_ L 200

Allungo laterale/Lateral extension

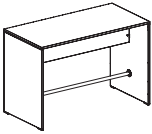
P 65 x H 74



805.TD.01.08_ L 80
805.TD.01.10_ L 100

Standing tables H 107

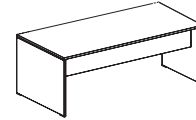
P 80 x H 107



805.BA.02.14_ L 140
805.BA.02.16_ L 160
805.BA.02.18_ L 180

Tavoli executive/Executive tables

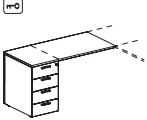
P 100 x H 74



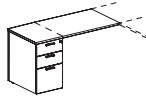
805.TS.03.20_ L 200

Allunghi su cassettiere portanti/Extensions on carrying pedestals

L 100 P 65 x H 74

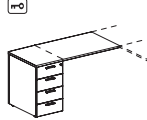


805.AL.02.10_

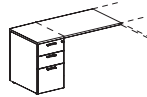


805.AL.01.10_

L 120 P 65 x H 74



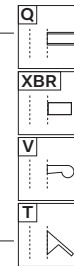
805.AL.02.12_



805.AL.01.12_

550.CG.12.04 H 1,8

Zoccolo per cassettiere portanti/Base frame for carrying pedestals (Optional)



Cassettiere portanti/Carrying pedestals

L 42 P 65 x H 71,5



550.CS.30.04_



550.CS.40.04_

H 2,5

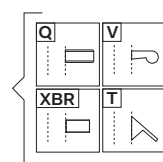


550.CG.14.04_ Top

H 1,8



550.CG.12.04 Zoccolo (Optional) /Base frame (Optional)

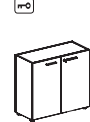


Contenitori H 74/Storage units H 74

L 80 P 33 x 71,5



550.CG.01.08_ A giorno/Open



550.CC.02.08_ Con ante/With doors

H 2,5

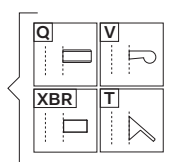


550.CG.14.08_ Top

H 1,8

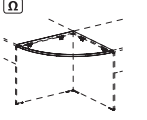


550.CG.12.08 Zoccolo (Optional) /Base frame (Optional)

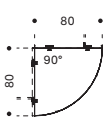


Raccordi/Connection elements

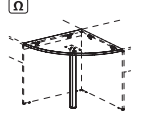
L 80 P 80 x H 2,5



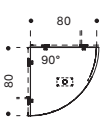
805.RA.01.08_



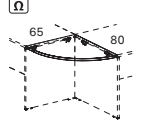
L 80 P 80 x H 74



805.RA.02.08_

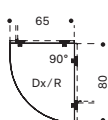


L 80 P 65 x H 2,5

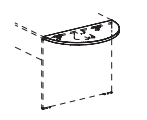


805.RA.03.06_ Dx/R

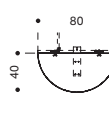
805.RA.04.06_ Sx/L



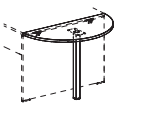
L 80 P 40 x H 5,5



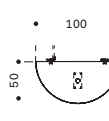
805.PT.07.04_



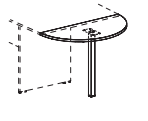
L 100 P 50 x H 74



805.PT.08.05_

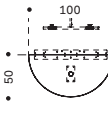


L 100 P 50 x H 74

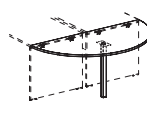


805.PT.14.05_

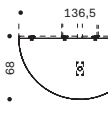
Solo per tavoli riunione/Only for meeting tables



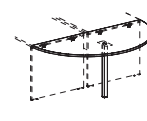
L 136,5 P 68 x H 74



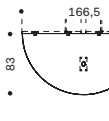
805.PT.09.06_



L 166,5 P 83 x H 74



805.PT.11.08_



Note:

1 Le dimensioni sono espresse in cm - consultare il listino prezzi per le caratteristiche tecniche, i codici degli articoli e delle finiture/Dimensions are stated in cm - for technical characteristics, article code numbers and finishing see price list;


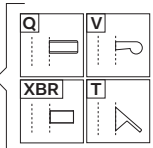
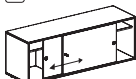
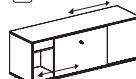
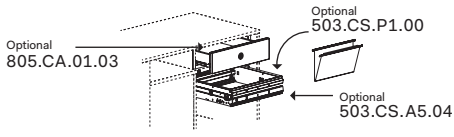
2 Prodotti non in pronta consegna. Per la disponibilità contattare l'ufficio commerciale/Items not in prompt delivery. Please contact the commercial department to check availability;

3 Da utilizzare solo con tavoli indipendenti /To be used with single desks

4 Con serratura/With lock.










Piani di lavoro in melaminico sp. 25 mm con bordi perimetrali in ABS/Worktops in melamine 25 mm thick with perimetrical edges in ABS

Mobili di servizio/Service units

| | | | | |
|--|---|--|---|--|
| <p>L 120 P 60 x H 61,5</p>  <p>550.CM.S0.12_ Su ruote/On castors</p> |  | <p>L 160 P 48 x H 58</p>  <p>805.MS.02.16_ Monofacciale/Uniface</p> | <p>L 160 P 48 x H 58</p>  <p>805.MS.01.16_ Bifacciale/Bifacial</p> |  <p>Optional 805.CA.01.03</p> <p>Optional 503.CS.P1.00</p> <p>Optional 503.CS.A5.04</p> <p>Optional per cod. 805.MS.02.16_/805.MS.01.16_ Optional for code 805.MS.02.16_/805.MS.01.16_</p> |
|--|---|--|---|--|


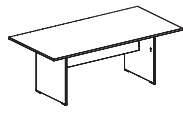
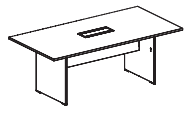
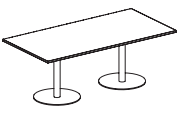
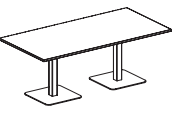
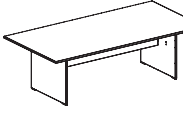
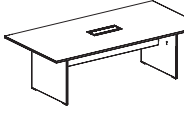
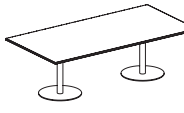
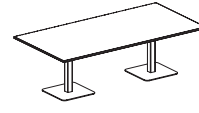
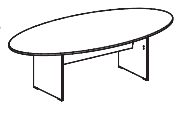


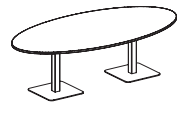
Note: Per portacancelleria cassette, vedi capitolo DV300-Accessori / For stationary tray, see chapter DV300-Accessories.

Cassettiere/Pedestals

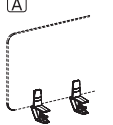
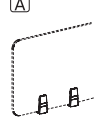
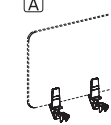
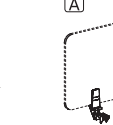
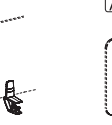
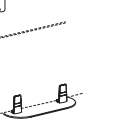
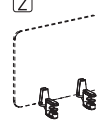
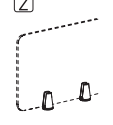
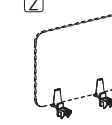
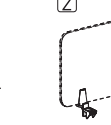
| | | | | | | | | |
|---|--|---|--|--|---|---|--|---|
| <p>L 42 P 57 x H 55,5</p>  <p>550.CS.10.04_ Melaminico/Melamine</p> | <p>L 42 P 57 x H 55,5</p>  <p>550.CS.20.04_ Melaminico/Melamine</p> |  | <p>L 32,2 P 54,2 x H 55,6</p>  <p>550.CS.1M.03_ Metalliche/Metallic</p> | <p>L 32,2 P 54,2 x H 55,6</p>  <p>550.CS.2M.03_ Metalliche/Metallic</p> | <p>L 42,2 P 54,2 x H 55,6</p>  <p>550.CS.1M.04_ Metalliche - Vaschetta porta cancelleria inclusa/Metallic - Stationery tray included</p> | <p>L 42,2 P 54,2 x H 55,6</p>  <p>550.CS.2M.04_ Metalliche - Vaschetta porta cancelleria inclusa/Metallic - Stationery tray included</p> | <p>L 33 - P 53 x H 35</p>  <p>805.CS.11.03_ Sospesa melaminico /Hanged melamine</p> | <p>L 32,5 P 52 x H 7</p>  <p>805.CA.01.04 Sospesa metallica /Hanged metallic</p> |
|---|--|---|--|--|---|---|--|---|

Note: Per portacancelleria cassette, vedi capitolo DV300-Accessori / For stationary tray, see chapter DV300-Accessories.

Tavoli riunione/Conference tables

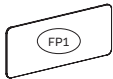

| | | | | | | |
|--|--|--|--|---|--|---|
| <p>H 74</p>  <p>805.TR.01.10_ Ø 100 805.TR.01.12_ Ø 120</p> | <p>L 200 P 100 x H 74</p>  <p>805.TR.32.20_</p> | <p>L 200 P 100 x H 74</p>  <p>805.TR.33.20_</p> | <p>L 200 P 100 x H 74</p>  <p>805.TR.02.20_</p> | <p>L 200 P 100 x H 74</p>  <p>805.TR.03.20_</p> | <p>L 240 P 120 x H 74</p>  <p>805.TR.32.24_</p> | <p>L 240 P 120 x H 74</p>  <p>805.TR.33.24_</p> |
| <p>L 240 P 120 x H 74</p>  <p>805.TR.02.24_</p> | <p>L 240 P 120 x H 74</p>  <p>805.TR.03.24_</p> | <p>L 250 P 125 x H 74</p>  <p>805.TR.34.25_</p> | <p>L 250 P 125 x H 74</p>  <p>805.TR.35.25_</p> | <p>L 250 P 125 x H 74</p>  <p>805.TR.04.25_</p> | <p>L 250 P 125 x H 74</p>  <p>805.TR.05.25_</p> | |

Morsetti e supporti in per frontal panels Sp. 0,5 - 0,8 - 1 - 3/Clamps for frontal panels T. 0,5 - 0,8 - 1 - 3

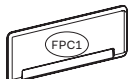

| | | | | | | | | | |
|--|--|--|--|---|---|--|---|--|---|
|  <p>300.FP.27.00 Per piani /For worktops</p> |  <p>300.FP.28.00 Per piani-binari /For worktops-track</p> |  <p>300.FP.30.00 Per gamba (serie DV805) /For leg (serie DV805)</p> |  <p>300.FP.31.00 Per piano-gamba (serie DV805)/For worktop -leg (serie DV805)</p> |  <p>300.FP.33.00 Free standing per piani /Free standing for worktops</p> |  <p>300.FP.10.00 Per piani /For worktops</p> |  <p>300.FP.22.00 Per piani-binari /For worktops-track</p> |  <p>300.FP.23.00 Per gamba (serie DV805) /For leg (serie DV805)</p> |  <p>300.FP.24.00 Per piano-gamba (serie DV805)/For worktop -leg (serie DV805)</p> |  <p>300.FP.33.00 Free standing per piani /Free standing for worktops</p> |
|--|--|--|--|---|---|--|---|--|---|

Per frontal panels/For frontal panels (FP1) (FP65) (FPP) (FP08) (FPC1) (FPC2)


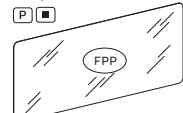
Frontal panels Sp. 0,8 - 1

| | |
|--|---|
| <p>P 1 x H 39</p>  <p>300.FP.06.06_L 64 300.FP.06.07_L 79 300.FP.06.09_L 99 300.FP.06.11_L 119 300.FP.06.13_L 139 300.FP.06.15_L 159 300.FP.06.17_L 179 300.FP.06.19_L 199 Melaminico/Melamine</p> | <p>P 0,8 x H 39</p>  <p>300.FPV1.06_L 64 300.FPV1.07_L 79 300.FPV1.09_L 99 300.FPV1.11_L 119 300.FPV1.13_L 139 300.FPV1.15_L 159 300.FPV1.17_L 179 300.FPV1.19_L 199 Vetro/Glass</p> |
|--|---|

Frontal panel fonoassorbenti Sp. 3 /Acoustic frontal panels T. 3

| | |
|---|---|
| <p>P 3 x H 39</p>  <p>300.FP.40.06_L 64 300.FP.40.07_L 79 300.FP.40.09_L 99 300.FP.40.11_L 119 300.FP.40.13_L 139 300.FP.40.15_L 159 300.FP.40.17_L 179 Tessuto/Fabric</p> | <p>P 3 x H 59</p>  <p>300.FP.50.13_L 139 300.FP.50.15_L 159 Tessuto/Fabric</p> |
|---|---|

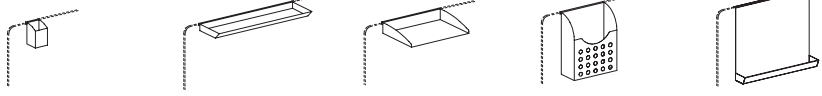
Fontal panels H 65

| | |
|--|--|
| <p>P 1 x H 65</p>  <p>300.FP.09.06_L 64 300.FP.09.07_L 79 300.FP.09.09_L 99 300.FP.09.11_L 119 300.FP.09.13_L 139 300.FP.09.15_L 159 300.FP.09.17_L 179 300.FP.09.19_L 199 Melaminico/Melamine</p> | <p>P 0,5 x H 65</p>  <p>300.FP.69.06 L 64 300.FP.69.11 L 119 300.FP.69.13 L 139 300.FP.69.15 L 159 Plexiglass</p> |
|--|--|

*N.B.: Per i frontal con lunghezza maggiore o uguale ai 139 cm, ordinare 2 kit di supporti per frontal panel / Note: For frontal panels with a length greater than or equal to 139 cm, order 2 kits of clamps-supports for frontal panels

Accessori per frontal panels in melaminico/Accessories for melamine frontal panels

L 6,5 P 6,5 x H 8,5 L 50 P 17 x H 3 L 31 P 22 x H 5 L 23 P 10 x H 29 L 35 P 6,5 x H 30



300.FA.01.01 300.FA.02.05 300.FA.04.03 300.FA.06.02 300.FA.08.03

Note: Il posizionamento degli accessori sui frontal panel in vetro prevede l'utilizzo di una guarnizione in PVC trasparente (Optional su richiesta)/Placement of accessories on glass front panel need the use of a transparent PVC gasket (Optional on request) - Non utilizzabile su frontal panels in plexiglass e frontal panels in tessuto fonoassorbente /Not usable for plexiglass frontal panels and acoustic frontal panels

Canalizzazione - Elettificazione - Accessori/Wire management - Electrification - Accessories

| | | | | |
|---------------------|---------------------|--|---|---|
| | | | | |
| 300.CL.01.40 L 115 | 300.AP.V1.00 | 300.AP.T2.01 Ø 8 | 805.KT.01.00 Kit per 2 gambe tavoli (optional) /Kit for 2 table legs (optional) | 805.KT.02.00 Kit per 1 gamba intermedia (optional) /Kit for 1 table middle leg (optional) |
| | | | | |
| 300.AP.20.00 L 57 | 300.AP.F1.00 | 300.AP.T7.01 Ø 6 | 300.AP.T8.01 Ø 8 | |
| | | | | |
| 300.AC.26.02 L 24,5 | 300.AC.20.02_L 24,5 | 300.AC.25.02 L 23,5 | 300.AP.S1.02 L 20,5 | 300.AT.A6.02 L 21 |
| 300.AC.26.03 L 34,5 | 300.AC.20.03_L 34,5 | 300.AC.25.03 L 33,5 | 300.AP.S1.03 L 30 | 300.AT.A6.03 L 25,5 |
| 300.AC.26.04 L 44,5 | 300.AC.20.04_L 44,5 | 300.AC.25.04 L 43,5 Marsupio/Basket | 300.AP.S1.04 L 42 Per/For top access 300.AC.26_ | 300.AT.A6.04 L 39 |
| | | | | |
| | | | | 300.AP.T8.11 |
| | | | | 300.AP.T8.14 |
| | | | | 300.AP.T8.17 |
| | | | | 300.AP.T8.20 |
| | | | | |
| | | | | 300.APT4.01 |
| | | | | 300.APT5.01 - UK |
| | | | | 300.APT6.01 - US |

L 32 x P 12,3

| | | | | |
|--------------------|--|--------------|--|--------------|
| | | | | |
| 300.AC.38.02_H 2,4 | 300.AC.67.03 Marsupio per top access 300.AC.38.02 / Basket for top access 300.AC.38.02 | 805.AC.01.00 | 805.AP.32.01 Per "standing tables" H 107 con top access / For H 107 "standing tables" with top access | 300.AC.06.05 |

Bracci porta video/Arms for video support

| | | | |
|---|---|--|---|
| | | | |
| 300.AC.02.01 Braccio porta video mobile su piano/Dynamic arm for video support on deskbase | 300.AC.02.02 Doppio braccio porta video mobile su piano/2 dynamic arms for video support on deskbase | 300.AC.01.01 Braccio porta video statico su palo/Static arm for video support on pole | 300.AC.01.02 Doppio braccio porta video statico su palo/2 static arms for videosupport on pole |

Note:

1 Le dimensioni sono espresse in cm - consultare il listino prezzi per le caratteristiche tecniche, i codici degli articoli e delle finiture/Dimensions are stated in cm - for technical characteristics, article code numbers and finishing see price list;

2 Per la scelta dei contenitori e degli accessori vari, consultare il relativo listino o catalogo/To choose storage units and accessories, please check correspondent price list or catalogue;

Prodotti non in pronta consegna. Per la disponibilità contattare l'ufficio commerciale/Items not in prompt delivery. Please contact the commercial department to check availability;

Articoli prodotti solo su richiesta/Items produced only on demand;

Fino ad esaurimento/Until exhaustion;

Con serratura/With lock;

Vetro/Glass.

Plexiglass

Morsetti o supporti in ABS /ABS clamps

Morsetti o supporti in ZAMA / Zamak clamps

Enna

DV812

Design, stile e ampia flessibilità compositiva caratterizzano i tavoli di questa collezione. Le eleganti e minimali gambe free-standing, si abbinano a piani di lavoro dalle forme e dimensioni più diverse.

Design, style and wide compositional flexibility characterize the tables in this collection. The elegant and minimal free-standing legs are combined with worktops of the most diverse shapes and sizes.






















L'ampia gamma di colori e finiture previste per le gambe e per i piani di lavoro, permettono di realizzare piacevoli e svariate soluzioni cromatiche.

The wide range of colours and finishes provided for the legs and the worktops, allow to create pleasant and varied chromatic solutions.



La serie operativa
è arricchita da
complementi e tanti
utili accessori.



*The operative
series is enriched
with complements
and many useful
accessories.*












Canale passacavi singolo, ispezionabile in lamiera
Accessible sheet metal single cable channel



Canale passacavi, in lamiera, per gamba / Sheet metal cable channel for leg





Dettaglio ispezione canale passacavi / Detail inspection cable channel

Tavoli / Tables

Piani di lavoro sp. 3.8 cm, in melaminico con bordi in ABS sp. 0.2 cm / Worktops 3.8 cm thick, in melamine with ABS edge-profiles 0.2 cm thick



Piano di lavoro effetto pelle sp. 3.8 cm (per tavoli P. 90 cm, tavoli sagomati e tavoli riunione - esclusi tavoli riunione rotondi) / Leather effect worktop 3.8 cm thick (for desk D.90 cm, shaped desks and meeting tables - round meeting tables are not included)



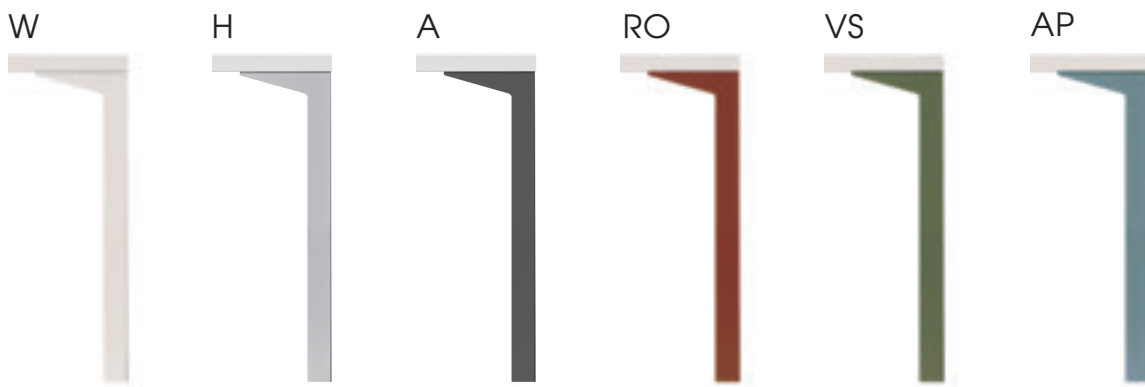
Modesty panel

Sp. 1.8 cm, in melaminico / 18 mm thick, in melamine

Sp. 1.8 cm, effetto pelle / 18 mm thick, leather effect



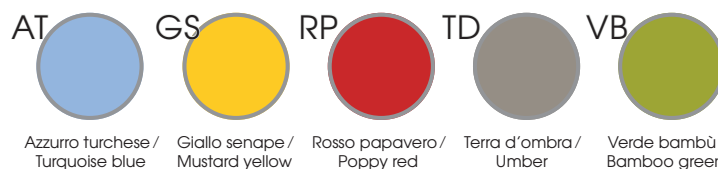
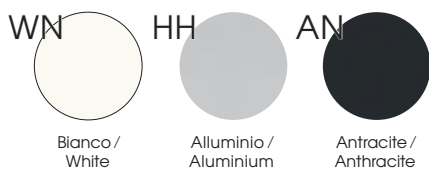
Gambe metalliche / Metal legs



Mobili di servizio / Service units

Scocca e ripiani sp. 1.8 cm, in melaminico Bodies and shelves 1.8 cm thick, in melamine

Ante scorrevoli sp. 1.8 cm, in melaminico con bordo ABS sp. 0.15 cm colore alluminio Sliding doors 1.8 cm thick, in melamine with aluminium-coloured ABS edge-profiles 0.15 cm thick



Ante scorrevoli sp. 1.8 cm, in melaminico con bordo ABS sp. 0.15 cm in tinta / Sliding doors 1.8 cm thick, in melamine with ABS edge-profiles 0.15 cm thick, in same color



Note

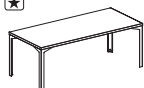
Per i colori e le finiture dei Frontal Panels, vedere il relativo capitolo in DV300 - Accessori. / For colours and finishes of Frontal Panels, see the chapter in DV300 - Accessories.

▣ Prodotti non in pronta consegna. Per la disponibilità contattare l'ufficio commerciale. / Items not in prompt delivery. Please contact the commercial department to check availability.

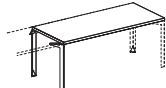
Piani di lavoro in melaminico sp. 38 mm con bordi perimetrali in ABS/Worktops in melamine 1 1/2" thick with perimetrical edges in ABS

Tavoli scrivanie/Desks

P 65 x H 75,5



812.TS.01.14_L 140
812.TS.01.16_L 160
812.TS.01.18_L 180

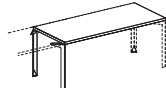


812.TS.05.14_L 140
812.TS.05.16_L 160
812.TS.05.18_L 180

P 80 x H 75,5

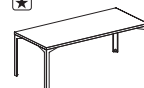


812.TS.02.14_L 140
812.TS.02.16_L 160
812.TS.02.18_L 180
812.TS.02.20_L 200

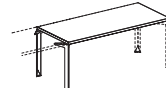


812.TS.06.14_L 140
812.TS.06.16_L 160
812.TS.06.18_L 180
812.TS.06.20_L 200

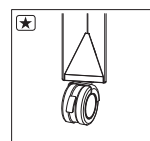
P 90 x H 75,5



812.TS.03.18_L 180
812.TS.03.20_L 200

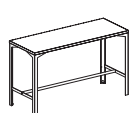


812.TS.07.18_L 180
812.TS.07.20_L 200



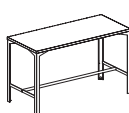
Tavoli alti H 107 /Standing tables H 107

P 65 x H 107



812.BA.01.14_L 140
812.BA.01.16_L 160
812.BA.01.18_L 180

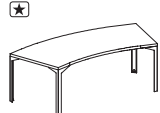
P 80 x H 107



812.BA.02.14_L 140
812.BA.02.16_L 160
812.BA.02.18_L 180

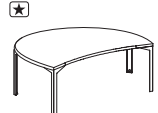
Tavoli scrivania sagomati /Shaped desks

P 105 x H 75,5



812.TS.04.22_L 220

P 125 x H 75,5



812.TS.20.19_L 190

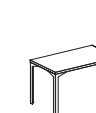
Allunghi laterali /Lateral extensions

P 65 x H 75,5



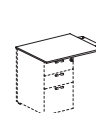
812.TS.01.12_L 120

P 65 x H 75,5



812.TD.01.12_L 120

P 65 x H 3,8



812.AL.01.12_L 120

Cassettiere portanti/Carrying pedestals

L 42 P 65 x H 71,5



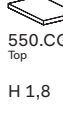
550.CS.30.04_

H 3,8

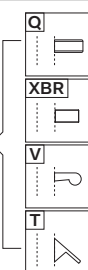


550.CS.40.04_

H 1,8



550.CG.12.04
Zoccolo (Optional)
/Base frame (Optional)



Contenitori H 75,5/Storage units H 75,5

L 80 P 33 x 71,5



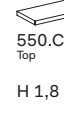
550.CG.01.08_
A giorno/Open

H 3,8

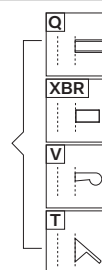


550.CC.02.08_
Con ante/With doors

H 1,8

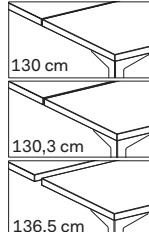


550.CG.12.08
Zoccolo (Optional)
/Base frame (Optional)



Tavoli a 2 scrivanie contrapposte/Benches

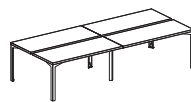
P 130 - 130,3 - 136,5 x H 75,5



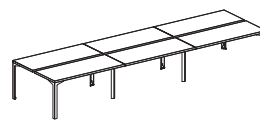
812.TB.01.14_L 140
812.TB.01.16_L 160
812.TB.01.18_L 180



812.TB.11.14_L 140
812.TB.11.16_L 160
812.TB.11.18_L 180



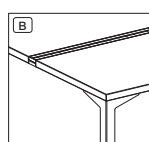
812.FB.01.28_L 280
812.FB.01.32_L 320
812.FB.01.36_L 360



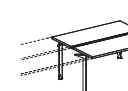
812.SB.01.42_L 420
812.SB.01.48_L 480
812.SB.01.54_L 540

Tavoli a 2 scrivanie contrapposte + binario centrale / Benches + central rail

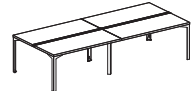
P 136,5 x H 75,5



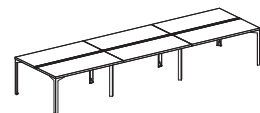
812.TB.03.14_L 140
812.TB.03.16_L 160
812.TB.03.18_L 180



812.TB.13.14_L 140
812.TB.13.16_L 160
812.TB.13.18_L 180




812.FB.03.28_L 280
812.FB.03.32_L 320
812.FB.03.36_L 360



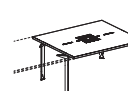
812.SB.03.42_L 420
812.SB.03.48_L 480
812.SB.03.54_L 540

Tavoli scrivania con asole e 2 top access/Desks with opening and 2 top access

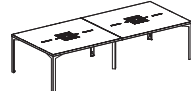
P 136,5 x H 75,5



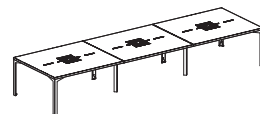
812.TB.25.14_L 140
812.TB.25.16_L 160
812.TB.25.18_L 180



812.TB.29.14_L 140
812.TB.29.16_L 160
812.TB.29.18_L 180



812.FB.25.28_L 280
812.FB.25.32_L 320
812.FB.25.36_L 360



812.SB.25.42_L 420
812.SB.25.48_L 480
812.SB.25.54_L 540

Note:

1 Le dimensioni sono espresse in cm - consultare il listino prezzi per le caratteristiche tecniche, i codici degli articoli e delle finiture/Dimensions are stated in cm - for technical characteristics, article code numbers and finishing see price list;

B Con binario centrale/With central rail;

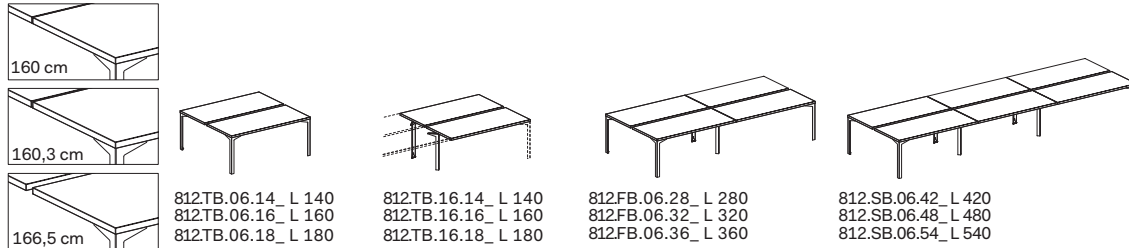
m Con serratura/With lock;

★ I tavoli sono disponibili anche nella versione su ruote, consultare il listino per le varianti; /Tables are also available on wheels, see price list;

Piani di lavoro in melaminico sp. 38 mm con bordi perimetrali in ABS/Worktops in melamine 1 1/2" thick with perimetrical edges in ABS

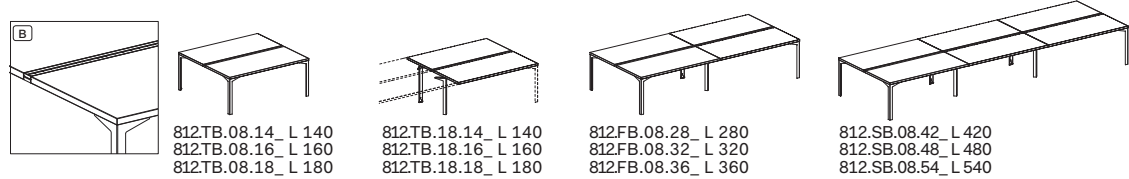
Tavoli a 2 scrivanie contrapposte/Benches

P 160 - 160,3 - 166,5 x H 75,5



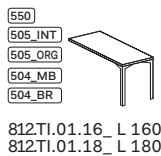
Tavoli a 2 scrivanie contrapposte + binario centrale/Benches + central rail

P 166,5 x H 75,5

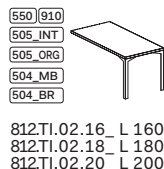


Tavoli scrivania per integrazioni /Integrable desks

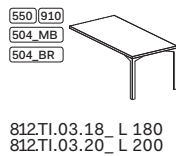
P 65 x H 75,5



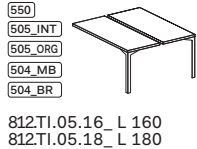
P 80 x H 75,5



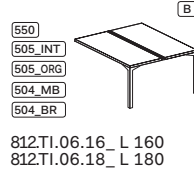
P 90 x H 75,5



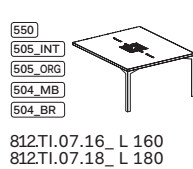
P 130 - 130,3 - 136,5 x H 75,5



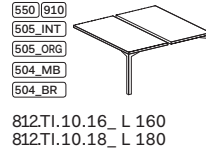
P 136,5 x H 75,5



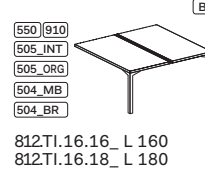
P 136,5 x H 75,5



P 160 - 160,3 - 166,5 x H 75,5



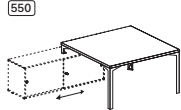
P 166,5 x H 75,5



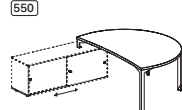
[Note:] Kit staffe da ordinare a parte, in base alla composizione da sviluppare / Brackets kit to be ordered separately, based on the composition to be developed

Tavoli sagomati integrabili su mobili di servizio/Integrable shaped desks for service units

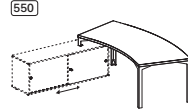
P 140 x H 75,5



P 125 x H 75,5



P 105 x H 75,5



812.TI.04.14_L 140

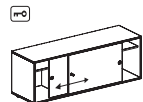
812.TI.20.19_L 190

812.TI.03.22_L 220

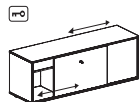
[Note:] Kit staffe per integrazione al mobile di servizio compreso nel codice / Brackets kit for integration to the service unit included in the code

Mobili di servizio con ante scorrevoli/Service units with sliding doors

L 160 P 48 x H 58

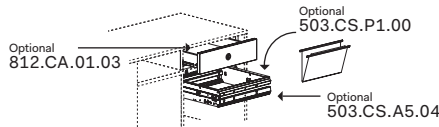


L 160 P 48 x H 58



812.MS.02.16_Monofacciale/Unifacial

812.MS.01.16_Bifacciale/Bifacial



Optional per cod. 812.MS.02.16_/812.MS.01.16_
Optional for code 812.MS.02.16_/812.MS.01.16_

Kit supporto per fissaggio tavoli su mobile di servizio / Desk tables integration on service unit support kit



812.KT.01.00_
Supporto integrazione scrivanie singole o doppie su mobile di servizio / Support for single or bench desks integration on service unit

Note:

[M] Con serratura/With lock;

[B] Con binario centrale/With central rail;

[550] Fissaggio su mobile di servizio / Service unit hooking;

[910] Fissaggio su mobile multiuso DV910 / DV910 multipurpose unit hooking;

[505_INT] Fissaggio su contenitori DV505 / DV505 storage unit hooking;

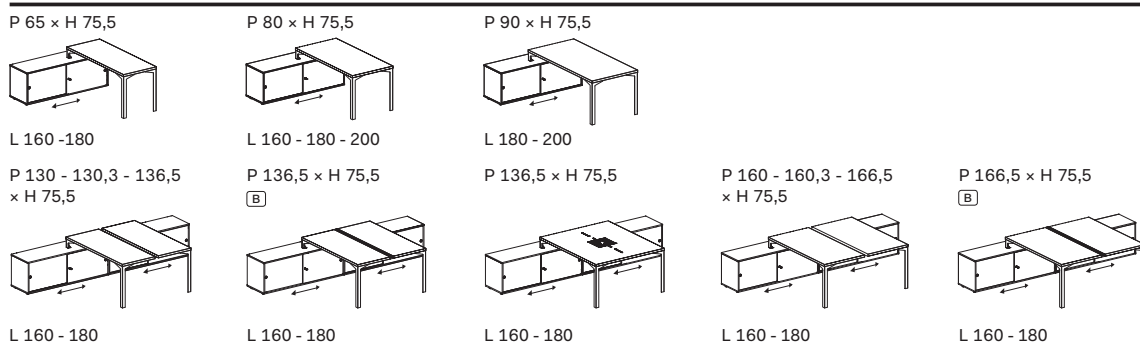
[505_ORG] Fissaggio su orgatower DV505 / DV505 orgatower unit hooking;

[504_MB] Fissaggio su moduli base DV504 / DV504 base modules hooking;

[504_BR] Fissaggio su barra DV504 / DV504 metal bar hooking;

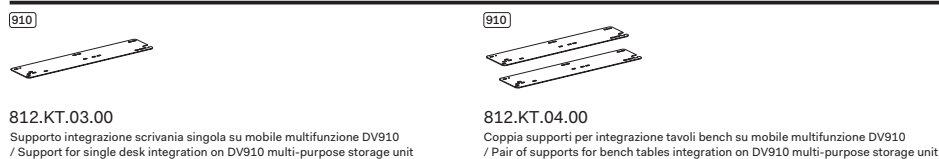
Piani di lavoro in melaminico sp. 38 mm con bordi perimetrali in ABS/Worktops in melamine 1 1/2" thick with perimetrical edges in ABS

Composizioni con tavoli integrabili su mobili di servizio/Compositions with integrable desks for service units ^[550]



Note: Per le composizioni con tavoli scrivania su mobili di servizio ordinare sempre il kit Cod. 812.KT.01.00, il tavolo integrabile scelto e il mobile di servizio / For compositions with desk tables on service unit, always order the kit Cod. 812.KT.01.00, the chosen integrable table and the service unit

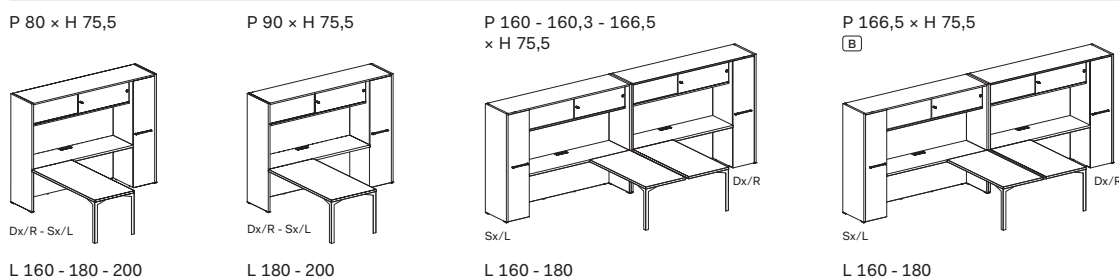
Kit supporto per fissaggio tavoli su mobile multifunzione DV910 / Desk tables integration on DV910 multi-purpose storage unit



812.KT.03.00
Supporto integrazione scrivania singola su mobile multifunzione DV910
/ Support for single desk integration on DV910 multi-purpose storage unit

812.KT.04.00
Coppia supporti per integrazione tavoli bench su mobile multifunzione DV910
/ Pair of supports for bench tables integration on DV910 multi-purpose storage unit

Composizioni con tavoli integrabili a mobile multifunzione DV910/Compositions with integrable desks on DV910 multi-purpose storage unit ^[910]



Note: Ordinare sempre il kit Cod. 812.KT.03.00 per i tavoli singoli e il kit Cod. 812.KT.04.00 per i tavoli bench / Always order the kit Cod. 812.KT.03.00 for single desk tables and the kit Cod. 812.KT.04.00 for bench tables
Ordinare a parte il mobile multifunzione e relativi accessori, consultare il listino DV910/Order the multifunctional storage unit and related accessories separately, see the DV910 price list

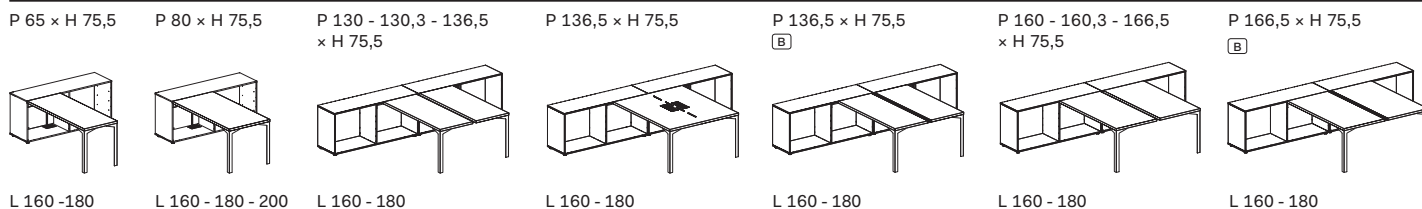
Kit supporto per fissaggio tavoli su contenitori integrati DV505 H= 75.5, 116.5, 166 / Desk tables on integrated storage unit DV505 H= 75.5, 116.5, 166



812.KT.05.00
Supporto integrazione scrivanie singole su contenitori DV505
/ Support for single desks integration on DV505 containers

812.KT.06.00
Coppia supporti per integrazione tavoli bench su contenitori DV505
/ Pair of supports for bench tables integration on DV505 containers

Composizioni con tavoli integrabili a contenitori DV505 H= 75.5, 116.5, 166 ^[505_INT]
/Compositions with integrable desks on storage unit DV505 H= 75.5, 116.5, 166



Note: Ordinare sempre il kit Cod. 812.KT.05.00 per i tavoli singoli e il kit Cod. 812.KT.06.00 per i tavoli bench / Always order the kit Cod. 812.KT.05.00 for single desk tables and the kit Cod. 812.KT.06.00 for bench tables
Ordinare a parte i moduli contenitori integrati H 75.5, 116.5, 166 e relativi accessori, consultare il listino DV505/Order the H = 75.5 - 116.5 - 166 integrated storage unit and related accessories separately, see DV505 price list

Note:

^[1] Le dimensioni sono espresse in cm - consultare il listino prezzi per le caratteristiche tecniche, i codici degli articoli e delle finiture/Dimensions are stated in cm - for technical characteristics, article code numbers and finishing see price list;

^[B] Con binario centrale/With central rail;

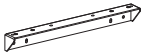
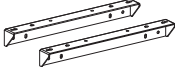
^[550] Fissaggio su mobile di servizio / Service unit hooking;

^[910] Fissaggio su mobile multiuso DV910 / DV910 multipurpose unit hooking;

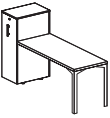
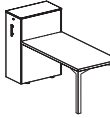
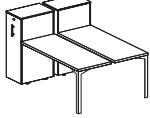
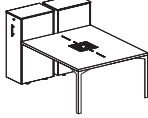
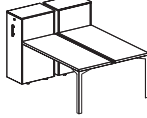
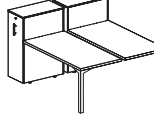
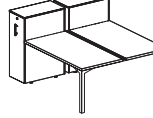
^[505_INT] Fissaggio su contenitori DV505 / DV505 storage unit hooking;

Piani di lavoro in melaminico sp. 38 mm con bordi perimetrali in ABS/Worktops in melamine 1 1/2" thick with perimetrical edges in ABS

Kit supporto per fissaggio tavoli su orgatower H= 115 DV505 / Desk tables integration on orgatower H= 115 DV505 support kit


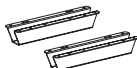
| | |
|---|--|
| <p>505_ORG</p>  <p>812.KT.07.00 Supporto integrazione scrivania singola su orgatower H= 115 DV505 / Support for single desk integration on orgatower H= 115 DV505</p> | <p>505_ORG</p>  <p>812.KT.08.00 Coppia supporti per integrazione tavoli bench su orgatower H= 115 DV505 / Pair of supports for bench tables integration on orgatower H= 115 DV505</p> |
|---|--|

Composizioni con tavoli integrabili a orgatower H= 115 DV505 / Compositions with integrable desks on orgatower H= 115 DV505 **505_ORG**

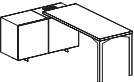
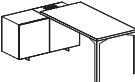






| | | | | | | |
|--|---|---|---|---|---|---|
| P 65 x H 75,5 | P 80 x H 75,5 | P 130 - 130,3 - 136,5 x H 75,5 | P 136,5 x H 75,5 | P 136,5 x H 75,5 (B) | P 160 - 160,3 - 166,5 x H 75,5 | P 166,5 x H 75,5 (B) |
|  |  |  |  |  |  |  |
| L 160 -180 | L 160 - 180 - 200 | L 160 - 180 | L 160 - 180 | L 160 - 180 | L 160 - 180 | L 160 - 180 |

Note: Ordinare sempre il kit Cod. 812.KT.07.00 per i tavoli singoli e il kit Cod. 812.KT.08.00 per i tavoli bench / Always order the kit Cod. 812.KT.07.00 for single desk tables and the kit Cod. 812.KT.08.00 for bench tables
Ordinare a parte gli orgatower H= 115 e relativi accessori, consultare il listino DV505/Order the H= 115 orgatower and related accessories separately, see DV505 price list

Kit supporto per fissaggio tavoli su moduli tecnici (DV504) / Desk tables integration on technical modules (DV504)



| | |
|---|--|
| <p>504_MB</p>  <p>812.KT.09.00 Supporto integrazione scrivania singola su moduli tecnici (DV504) / Support for single desk integration on technical modules (DV504)</p> | <p>504_MB</p>  <p>812.KT.10.00 Coppia supporti per integrazione tavoli bench su moduli tecnici (DV504) / Pair of supports for bench tables integration on technical modules (DV504)</p> |
|---|--|

Composizioni con tavoli integrabili su moduli tecnici (DV504)/Compositions with integrable desks on technical modules (DV504) **504_MB**

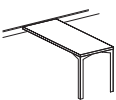
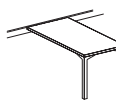
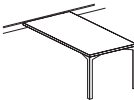
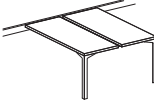
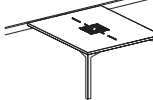
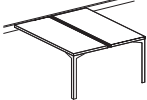
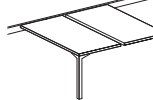
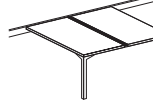
| | | | | | | | |
|--|---|---|---|---|--|---|---|
| P 65 x H 75,5 | P 80 x H 75,5 | P 90 x H 75,5 | P 130 - 130,3 - 136,5 x H 75,5 | P 136,5 x H 75,5 | P 136,5 x H 75,5 (B) | P 160 - 160,3 - 166,5 x H 75,5 | P 166,5 x H 75,5 (B) |
|  |  |  |  |  |  |  |  |
| L 160 -180 | L 160 - 180 - 200 | L 180 - 200 | L 160 - 180 | L 160 - 180 | L 160 - 180 | L 160 - 180 | L 160 - 180 |

Note: Ordinare sempre il kit Cod. 812.KT.09.00 per i tavoli singoli e il kit Cod. 812.KT.10.00 per i tavoli bench / Always order the kit Cod. 812.KT.09.00 for single desk tables and the kit Cod. 812.KT.10.00 for bench tables
Ordinare a parte i moduli tecnici e i relativi accessori, consultare il listino DV504/Order the technical modules and related accessories separately, see DV504 price list

Kit supporto per fissaggio tavoli su barra (DV504)/ Desk tables integration on bar (DV504)

| | |
|--|---|
| <p>504_BR</p>  <p>812.KT.11.00 Supporto integrazione scrivania singola su barra (DV504) / Support for single desk integration on bar (DV504)</p> | <p>504_BR</p>  <p>812.KT.12.00 Coppia supporti per integrazione tavoli bench su barra (DV504) / Pair of supports for bench tables integration on bar (DV504)</p> |
|--|---|

Composizioni con tavoli integrabili su barra (DV504)/Compositions with integrable desks on bar (DV504) **504_BR**

| | | | | | | | |
|--|---|---|---|---|--|---|---|
| P 65 x H 75,5 | P 80 x H 75,5 | P 90 x H 75,5 | P 130 - 130,3 - 136,5 x H 75,5 | P 136,5 x H 75,5 | P 136,5 x H 75,5 (B) | P 160 - 160,3 - 166,5 x H 75,5 | P 166,5 x H 75,5 (B) |
|  |  |  |  |  |  |  |  |
| L 160 -180 | L 160 - 180 - 200 | L 180 - 200 | L 160 - 180 | L 160 - 180 | L 160 - 180 | L 160 - 180 | L 160 - 180 |

Note: Ordinare sempre il kit Cod. 812.KT.11.00 per i tavoli singoli e il kit Cod. 812.KT.12.00 per i tavoli bench / Always order the kit Cod. 812.KT.11.00 for single desk tables and the kit Cod. 812.KT.12.00 for bench tables
Ordinare a parte la barra a muro e i relativi accessori, consultare il listino DV504/Order the wall bar and related accessories separately, see DV504 price list

Note:

(■) Prodotti non in pronta consegna. Per la disponibilità contattare l'ufficio commerciale/items not in prompt delivery, Please contact the commercial department to check availability;

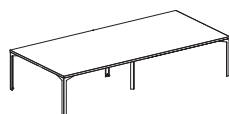
(B) Con binario centrale/With central rail;

505_ORG Fissaggio su orgatower DV505 / DV505 orgatower unit hooking;
504_MB Fissaggio su moduli base DV504 / DV504 base modules hooking;
504_BR Fissaggio su barra DV504 / DV504 metal bar hooking;

Piani di lavoro in melaminico sp. 38 mm con bordi perimetrali in ABS/Worktops in melamine 1 1/2" thick with perimetrical edges in ABS

Tavolo riunioni/Conference tables

L 240 P 120 x H 75,5



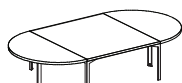
812.TR.40.24_

L 140 P 140 x H 75,5



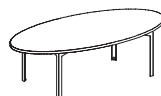
812.TR.39.14_

L 280 P 140 x H 75,5



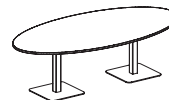
812.TR.75.28_

L 250 P 125 x H 75,5



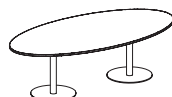
812.TR.34.25_

L 250 P 125 x H 75,5



812.TR.05.25_

L 250 P 125 x H 75,5



812.TR.04.25_

H 75,5



812.TR.11.10_ ø 100
812.TR.11.12_ ø 120

H 75,5



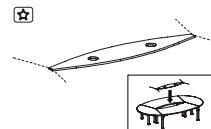
812.TR.01.10_ ø 100
812.TR.01.12_ ø 120

L 365,7 P 215,5 x H 75,5



812.TR.75.36_

L 172,8 P 35 x H 3,8



812.PR.75.17_

☒ Ordinare a parte due torrette elettrificate 300.AP.T_01 /Order two wired towers 300.AP.T_01 separately

Cassettiere/Pedestals

L 42 P 57 x H 55,5



550.CS.10.04_ Melaminico/Melamine



550.CS.20.04_ Melaminico/Melamine



L 32,2 P 54,2 x H 55,5



550.CS.1M.03_ Metalliche/Metallic



550.CS.2M.03_ Metalliche/Metallic

L 42,2 P 54,2 x H 55,5



550.CS.1M.04_ Metalliche - Vaschetta porta cancelleria inclusa/Metallic - Stationery tray included



550.CS.2M.04_ Metalliche - Vaschetta porta cancelleria inclusa/Metallic - Stationery tray included

Cassettiere sospese /Hanged pedestals

L 32,5 P 52 x H 14,5

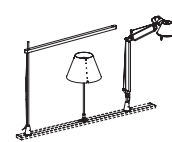


812.CA.01.05 Sospesa metallica /Hanged metallic

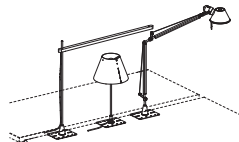
Note: Per portacancelleria cassetti, vedi capitolo DV300-Accessori/For stationary tray, see chapter DV300-Accessories.

Note: Per portacancelleria cassetti, vedi capitolo DV300-Accessori /For stationary tray, see chapter DV300-Accessories

Accessori su binari/Accessories on rail



812.AB.01.00



812.AB.01.01 Per bench P= 136,5 - 166,5 /For benches P= 136,5 - 166,5

Porta dox/Top box

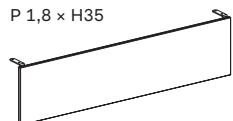
L80 P 40 x H 40



300.AC.15.06 Metallico/Metallic

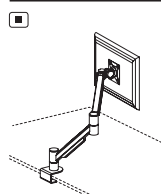
Modesty panels

P 1,8 x H35

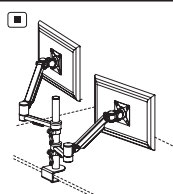


812.MP.01.12_ L 87
812.MP.01.14_ L 107
812.MP.01.16_ L 127
812.MP.01.18_ L 147
812.MP.01.20_ L 167
Per tavoli/For desks

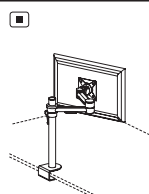
Bracci porta video/Arms for video support



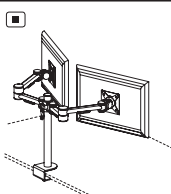
300.AC.02.01 Braccio porta video mobile su piano /Dynamic arm for video support on deskbase



300.AC.02.02 Doppio braccio porta video mobile su piano/2 dynamic arms for video support on deskbase



300.AC.01.01 Braccio porta video statico su palo/Static arm for video support on pole



300.AC.01.02 Doppio braccio porta video statico su palo/2 static arms for video support on pole

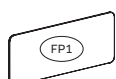

Note:

1 Le dimensioni sono espresse in cm - consultare il listino prezzi per le caratteristiche tecniche, i codici degli articoli e delle finiture/Dimensions are stated in cm - for technical characteristics, article code numbers and finishing see price list;

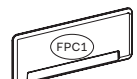

☒ Prodotti non in pronta consegna. Per la disponibilità contattare l'ufficio commerciale/Items not in prompt delivery. Please contact the commercial department to check availability;

☒ Con serratura/With lock;



Frontal panels Sp. 0,8 - 1

| | |
|--|---|
| <p>P 1 x H 39</p>  <p>300.FP.06.06_L 64 300.FP.06.07_L 79 300.FP.06.09_L 99 300.FP.06.11_L 119 300.FP.06.13_L 139 300.FP.06.15_L 159 300.FP.06.17_L 179 300.FP.06.19_L 199 Melaminico/Melamine</p> | <p>P 0,8 x H 39</p> <p><input type="checkbox"/> V</p>  <p>300.FPV1.06_L 64 300.FPV1.07_L 79 300.FPV1.09_L 99 300.FPV1.11_L 119 300.FPV1.13_L 139 300.FPV1.15_L 159 300.FPV1.17_L 179 300.FPV1.19_L 199 Vetro/Glass</p> |
|--|---|

Frontal panel fonoassorbenti Sp. 3/Acoustic frontals panels T. 3

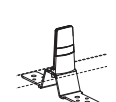
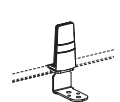
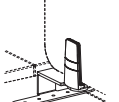
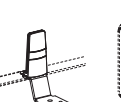
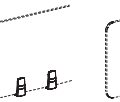
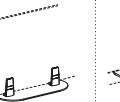
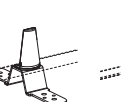
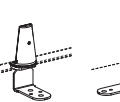
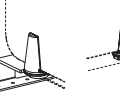
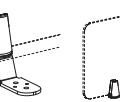
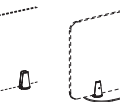

| | |
|--|---|
| <p>P 3 x H 39</p>  <p>300.FP.40.06_L 64 300.FP.40.07_L 79 300.FP.40.09_L 99 300.FP.40.11_L 119 300.FP.40.13_L 139 300.FP.40.15_L 159 Tessuto/Fabric</p> | <p>P 3 x H 59</p>  <p>300.FP.50.13_L 139 300.FP.50.15_L 159 Tessuto/Fabric</p> |
|--|---|

Frontal panels H 65

| | |
|---|--|
| <p>P 1 x H 65</p>  <p>300.FP.09.06_L 64 300.FP.09.07_L 79 300.FP.09.09_L 99 300.FP.09.11_L 119 300.FP.09.13_L 139 300.FP.09.15_L 159 300.FP.09.17_L 179 300.FP.09.19_L 199 Melaminico/Melamine</p> | <p>P 0,5 x H 65</p> <p><input type="checkbox"/> P</p>  <p>300.FP.69.06 L 64 300.FP.69.11 L 119 300.FP.69.13 L 139 300.FP.69.15 L 159 Plexiglass</p> |
|---|--|

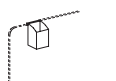
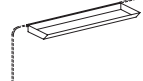
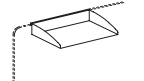
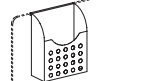
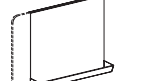
N.B.: Per i frontal con lunghezza maggiore o uguale a 139 cm, ordinare 2 kit di supporti per frontal panel / Note: For frontal panels with a length greater than or equal to 139 cm, order 2 kits of clamps-supports for frontal panels

Staffe e supporti per frontal panels Sp. 0,5 - 0,8 - 1 - 3 / Brackets and clamps for frontal panels T. 0,5 - 0,8 - 1 - 3

| | | | | | | | | | | | |
|--|---|---|--|--|--|---|--|---|--|---|--|
| <p>(x2) <input type="checkbox"/> A</p>  <p>812.FP.91.01 Supporto per bench P=136,5 - 166,5 /Bracket for bench D= 136,5 - 166,5</p> | <p>(x2) <input type="checkbox"/> A</p>  <p>812.FP.91.02 Supporto per bench P=130,3 - 160,3 /Bracket for bench D= 130,3 - 160,3</p> | <p>(x2) <input type="checkbox"/> A</p>  <p>812.FP.91.03 Supporto per piani /Bracket for worktops</p> | <p>(x2) <input type="checkbox"/> A</p>  <p>812.FP.91.04 Supporto inclinato per piani /Inclined bracket for worktops</p> | <p><input type="checkbox"/> A</p>  <p>300.FP.28.00 Per piani-binari /For worktops -tracks</p> | <p><input type="checkbox"/> A <input type="checkbox"/> P</p>  <p>300.FP.33.00 Free standing per piani /Free standing for worktops</p> | <p>(x2) <input type="checkbox"/> Z</p>  <p>812.FP.91.01 Supporto per bench P=136,5 - 166,5 /Bracket for bench D= 136,5 - 166,5</p> | <p>(x2) <input type="checkbox"/> Z</p>  <p>812.FP.91.02 Supporto per bench P=130,3 - 160,3 /Bracket for bench D= 130,3 - 160,3</p> | <p>(x2) <input type="checkbox"/> Z</p>  <p>812.FP.91.03 Supporto per piani /Bracket for worktops</p> | <p>(x2) <input type="checkbox"/> Z</p>  <p>812.FP.91.04 Supporto inclinato per piani /Inclined bracket for worktops</p> | <p><input type="checkbox"/> Z</p>  <p>300.FP.22.00 Per piani-binari /For worktops -track</p> | <p><input type="checkbox"/> Z <input type="checkbox"/> P</p>  <p>300.FP.33.00 Free standing per piani /Free standing for worktops</p> |
|--|---|---|--|--|--|---|--|---|--|---|--|

Per frontal panels/For frontal panels FP1 FP65 FPP FP08 FPC1 FPC2

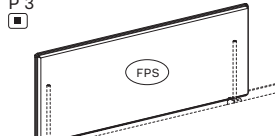
Accessori per frontal panels in melaminico/Accessories for melamine frontal panels

| | | | | |
|---|--|--|---|--|
| <p>L 6,5 P 6,5 x H 8,5</p>  <p>300.FA.01.01</p> | <p>L 50 P 17 x H 3</p>  <p>300.FA.02.05</p> | <p>L 31 P 22 x H 5</p>  <p>300.FA.04.03</p> | <p>L 23 P 10 x H 29</p>  <p>300.FA.06.02</p> | <p>L 35 P 6,5 x H 30</p>  <p>300.FA.08.03</p> |
|---|--|--|---|--|

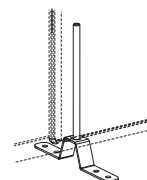
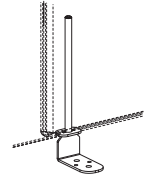
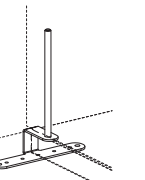
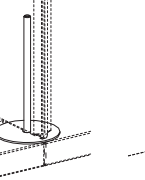
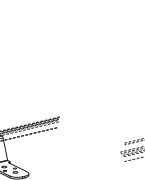

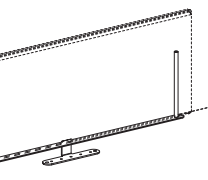
Note: Il posizionamento degli accessori sui frontal panel in vetro prevede l'utilizzo di una guarnizione in PVC trasparente (Optional su richiesta)/Placement of accessories on glass frontal panel need the use of a transparent PVC gasket (Optional on request)
Non utilizzabile su frontal panels in plexiglass e frontal panels in tessuto fonoassorbente / Not usable for plexiglass frontal panels and acoustic frontal panels

Frontal panel speciale / Special frontal panel

P 3

 300.FR.10.08 L 80 x H 30
300.FP.60.14 L 140 x H 42,5

Supporti per frontal panel speciali / Bracket for special frontal panels

| | | | | | | |
|--|---|--|--|---|---|--|
| <p>(x2) <input type="checkbox"/> A</p>  <p>812.FP.92.01 Supporto frontal speciali per bench P=136,5 - 166,5 /Special frontal panels bracket for bench D= 136,5 - 166,5</p> | <p>(x2) <input type="checkbox"/> A</p>  <p>812.FP.92.02 Supporto frontal speciali per bench P=130,3 - 160,3 /Special frontal panels bracket for bench D= 130,3 - 160,3</p> | <p>(x2) <input type="checkbox"/> A</p>  <p>812.FP.92.03 Supporto per frontal panel speciali /Bracket for special frontal panels</p> | <p>(x2) <input type="checkbox"/> A</p>  <p>812.FP.92.05 Supporto "flessibile" per frontal panel speciali /"Flexible" bracket for special frontal panels</p> | <p>(x2) <input type="checkbox"/> A</p>  <p>812.FP.92.07 Supporto inclinato frontal panel speciali /Inclined bracket for special frontal panels</p> | <p>(x2) <input type="checkbox"/> A</p>  <p>812.FP.92.08 Supporto per binario frontal panel speciali /Bracket for central rail for special frontal panels</p> | <p><input type="checkbox"/> A</p>  <p>812.FP.92.06 Supporto per frontal panel speciale L=80 /Bracket for special frontal panel W=80</p> |
|--|---|--|--|---|---|--|

Per frontal panels/For frontal panels FPS

Note:




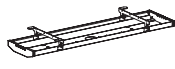




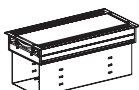

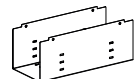


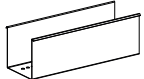

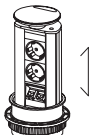
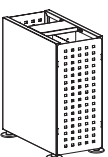
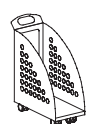

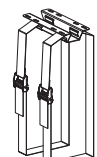
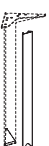
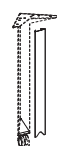
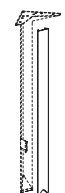

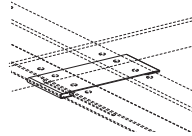
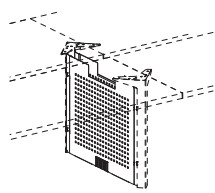





Le dimensioni sono espresse in cm - consultare il listino prezzi per le caratteristiche tecniche, i codici degli articoli e delle finiture/Dimensions are stated in cm - for technical characteristics, article code numbers and finishing see price list;

Prodotti non in pronta consegna. Per la disponibilità contattare l'ufficio commerciale./Items not in prompt delivery. Please contact the commercial department to check availability;

Morsetti o supporti in ABS /ABS clamps
 Morsetti o supporti in ZAMA / Zamak clamps

Vetro/Glass; Plexiglass

Canalizzazione – Elettrificazione – Accessori/Wire management – Electrification – Accessories

| | | | | | | | |
|---|--|--|--|---|--|---|---|
|  |  |  |  |  |  |  |  |
| 300.AP.F1.00 | 300.AP.T2.01 Ø 8 | 812.AP.01.08 L 80 812.AP.01.10 L 100 812.AP.01.12 L 120 812.AP.01.14 L 140 812.AP.01.16 L 160 | 812.AP.02.08 L 80 812.AP.02.10 L 100 812.AP.02.12 L 120 812.AP.02.14 L 140 | 812.AP.04.01 | 812.AP.03.01 | 300.AP.20.00 | 300.AP.V1.00 |
|  |  |  |  |  |  |  |  |
| 300.AC.26.02 L 24,5 300.AC.26.03 L 34,5 300.AC.26.04 L 44,5 | 300.AC.20.02_ L 24,5 300.AC.20.03_ L 34,5 300.AC.20.04_ L 44,5 | 300.AC.25.02 L 23,5 300.AC.25.03 L 33,5 300.AC.25.04 L 43,5 Marsupio/Basket | 300.AP.S1.02 L 20,5 300.AP.S1.03 L 30 300.AP.S1.04 L 42 Per/For top access 300.AC.26_ | 300.AC.38.03_H 3 | 300.AC.67.03 Marsupio per top access 300.AC.38.03 / Basket for top access 300.AC.38.03 | 300.AT.A6.02 L 21 300.AT.A6.03 L 25,5 300.AT.A6.04 L 39 | 300.AP.T4.01 300.AP.T5.01 – UK 300.AP.T6.01 – US |
|  |  |  |  | | | | |
| 300.AC.16.02 | 300.AC.06.05 | 812.AC.06.00 Cinghie porta Cpu /Cpu holder straps | 812.AC.01.00 Staffa e cinghie porta Cpu /Bracket and cpu holder straps | | | | |
|  |  |  |  |  |  | | |
| 812.AP.08.00_ Carter gamba /Carter leg | 812.AP.08.03_ Carter gamba con ruota /Carter for leg with wheel | 812.AP.08.05_ Carter gamba tavoli alti /Carter for high tables leg | 812.AP.08.07_ Carter per supporto per mobile di servizio /Carter for service unit support | 812.AC.07.01 Carter per omega bench /Carter for bench's omega | 812.GC.01.05 Coppia carter per gamba intermedia P= 130 / 130,3 / 136,5 / 160 / 160,3 / 166,5 / Pair of casings for middle leg D= 130 / 130,3 / 136,5 / 160 / 160,3 / 166,5 | | |
|  |  |  |  |  | | | |
| 300.AP.T8.11 Tappo con 1 presa elettrica + USB (solo ricarica) + passacavo / Plug with 1 electrical socket + USB (only charge) + outlet lid | 300.AP.T8.14 Tappo con 1 presa elettrica + USB (solo ricarica) + HDMI / Plug with 1 electrical socket + USB (only charge) + HDMI | 300.AP.T8.17 Tappo con 1 presa elettrica + USB (solo ricarica) + RJ45 / Plug with 1 electrical socket + USB (only charge) + RJ45 | 300.AP.T8.20 Tappo con 1 presa elettrica + USB (solo ricarica) + USB dati / Plug with 1 electrical socket + USB (only charge) + USB data | 812.AC.08.01 812.AC.08.01 – UK 812.AC.08.01 – US Presa USB (solo ricarica) / USB Socket (only charge) | | | |

Note:

- 1 Le dimensioni sono espresse in cm – consultare il listino prezzi per le caratteristiche tecniche, i codici degli articoli e delle finiture/Dimensions are stated in cm – for technical characteristics, article code numbers and finishing see price list;
- 2 Per la scelta dei contenitori e degli accessori vari, consultare il relativo listino o catalogo/To choose storage units and accessories, please check correspondent price list or catalogue;
- 3 Le finiture in melaminico effetto pelle non sono in pronta consegna. Per la disponibilità contattare l'ufficio commerciale;/The melamine leather-effect finishes are not in prompt delivery. Please contact the commercial department to check availability;
- Prodotti non in pronta consegna. Per la disponibilità contattare l'ufficio commerciale/Items not in prompt delivery. Please contact the commercial department to check availability;
- Articoli prodotti solo su richiesta/Items produced only on demand;
- Finò ad esaurimento/Until exhaustion;

Nida

DV816

Eleganti e colorati, questi scrittoi si distinguono per stile, leggerezza e contemporaneità. Dedicati e creati soprattutto per l'home office, essi sono estremamente funzionali, si montano con facilità e sono disponibili con gambe in tubolare metallico oppure coniche in legno.


Elegant and colorful, these desks stand out for their style, lightness and contemporaneity. Dedicated and created especially for the home office, they are extremely functional, are easy to assemble and are available with metal tubular or conical wooden legs.







Nella versione più completa, si possono aggiungere due carter frontali in lamiera verniciata; questi, oltre a contenere i cablaggi, si legano tra di loro mediante cordoncino elastico di colore rosso che diventa un dettaglio estetico riconoscibile.



In the more complete version it is possible to add two front guards in painted sheet metal; these, in addition to containing the wiring, are linked together by means of a red elastic cord which becomes a recognizable aesthetic detail.



Tavoli / Tables

Piani di lavoro sp. 2.5 cm, in melaminico con bordi in ABS sp. 0.2 cm / Worktops 2.5 cm thick, in melamine with ABS edge-profiles 0.2 cm thick



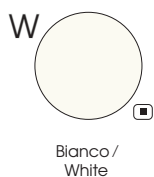
Strutture e schermi in metallo / Metal structures and screens




Gambe in legno / Wooden legs



Cassetti metallici e accessori / Metal drawers and accessories



Cordoncino elastico / Elastic cord



Note

Per i colori e le finiture dei Frontal Panels, vedere il relativo capitolo in DV300 - Accessori. / For colours and finishes of Frontal Panels, see the chapter in DV300 - Accessories.

■ Prodotti non in pronta consegna. Per la disponibilità contattare l'ufficio commerciale. / Items not in prompt delivery. Please contact the commercial department to check availability.

Piani di lavoro in melaminico sp. 25 mm con bordi perimetrali in ABS/Worktops in melamine 25 mm thick with perimetrical edges in ABS

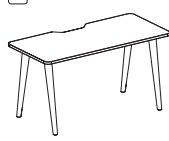
Tavoli scrivania home office / Home office desks

P 65 x H 76



816.TS.01.14_L 140
Con gambe metalliche
/With metal legs

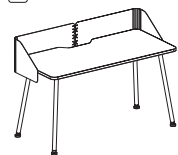
P 65 x H 74



816.TS.01.14_L 140
Con gambe coniche in legno
/With wooden conic legs

Tavoli scrivanie home office con schermi metallici / Home office desks with metal screens

P 65 x H 96



816.TS.91.14_L 140
Con gambe metalliche
/With metal legs

P 65 x H 94



816.TS.91.14_L 140
Con gambe coniche in legno
/With wooden conic legs

Accessori per piano / Accessories for worktop

L 7 P 7 x H 9



300.FA.09.01
Portapenne / Pen holder

L 40 P 12 x H 10



300.AB.08.04
Mensolina / Shelf

Cassettiere/Pedestals

L 42 P 57 x H 55,5



550.CS.10.04
Melaminico/Melamine



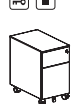
550.CS.20.04
Melaminico/Melamine



L 32,2 P 54,2 x H 55,6



550.CS.1M.03
Metalliche/Metallic



550.CS.2M.03
Metalliche/Metallic

L 42,2 P 54,2 x H 55,6



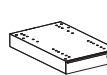
550.CS.1M.04
Metalliche - Vaschetta porta
cancelleria inclusa/Metallic
- Stationery tray included



550.CS.2M.04
Metalliche - Vaschetta porta
cancelleria inclusa/Metallic
- Stationery tray included

Cassetti metallici / Metallic drawer

L 32,5 P 52 x H 7



816.CA.01.04

L 86 P 26 x H 7,5

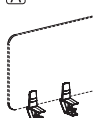


816.CA.01.09

Note: Per portacancelleria cassette, vedi capitolo DV300-Accessori / For stationary tray, see chapter DV300-Accessories.

Morsetti e supporti per frontal panels sp. 3 - sp. 1 - sp. 0,8 / Clamps for frontal panels t. 3 - t. 1 - t. 0,8

A



300.FP.27.00
Per piani/For worktop

Z



300.FP.10.00
Per piani/For worktops

Per frontal panels / For frontal panels

FP1

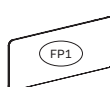
FP08

FPC1

FPC2

Frontal panels sp. 1 - sp. 0,8

P 1 x H 39



300.FP.06.06_L 64
300.FP.06.07_L 79
300.FP.06.09_L 99
300.FP.06.11_L 119
300.FP.06.13_L 139
Melaminico/Melamine

P 0,8 x H 39

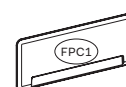
V



300.FPV1.06_L 64
300.FPV1.07_L 79
300.FPV1.09_L 99
300.FPV1.11_L 119
300.FPV1.13_L 139
Vetro/Glass

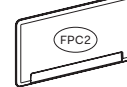
Frontal panel fonoassorbenti sp. 3 / Acoustic frontals panels t. 3

P 3 x H 39



300.FP.40.06_L 64
300.FP.40.07_L 79
300.FP.40.09_L 99
300.FP.40.11_L 119
300.FP.40.13_L 139
Tessuto/Fabric

P 3 x H 59



300.FP.50.13_L 139
Tessuto/Fabric

Canalizzazione - Elettrificazione - Accessori/Wire management - Electrification - Accessories

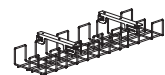


300.AP.V1.00

B



300.AP.F1.00



300.AP.15.08 L 88
300.AP.15.10 L 100
300.AP.15.11 L 110



300.APT2.01 Ø 8



300.APT7.01 Ø 6
300.APT8.01 Ø 8

Q



300.AP.S1.02 L 20,5
300.AP.S1.03 L 30
300.AP.S1.04 L 42

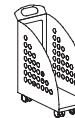


300.APT4.01
300.APT5.01 - UK
300.APT6.01 - US

Ø 8



300.AP.T8.11
300.AP.T8.14
300.AP.T8.17
300.AP.T8.20



300.AC.06.05_

Note:

1 Le dimensioni sono espresse in cm - consultare il listino prezzi per le caratteristiche tecniche, i codici degli articoli e delle finiture/Dimensions are stated in cm - for technical characteristics, article code numbers and finishing see price list;

2 Per la scelta dei contenitori e degli accessori vari, consultare il relativo listino o catalogo/To choose storage units and accessories, please check correspondent price list or catalogue;

Prodotti non in pronta consegna. Per la disponibilità contattare l'ufficio commerciale/Items not in prompt delivery. Please contact the commercial department to check availability;

Con serratura/With lock.

Articoli prodotti solo su richiesta/Items produced only on demand;

Vetro/Glass.

Morsetti o supporti in ABS /ABS clamps

Morsetti o supporti in ZAMA / Zamak clamps

Fino ad esaurimento/Until exhaustion;

Modules System

Design di tendenza,
semplicità, praticità di
integrazione con tutte
le nostre serie a
catalogo e facilità
di utilizzo.

*Trendy design,
simplicity, integration
possibility to all series
in our catalogue
and easy use.*

E-Media P. 214



E-Media

DV401

Il modulo d'arredo multimediale destinato alla videocomunicazione, alle sale conferenza, alle aree meeting e al lavoro di gruppo; nasce per soddisfare l'esigenza di comunicare e di far interagire più persone contemporaneamente, anche in sedi diverse.

The multimedia furniture module intended video communication, conference rooms, meeting areas and group work; was created to meet the need to communicate and interact with several people at the same time, even in different locations.












Non più il classico arredo ufficio ma un singolo modulo d'arredo per l'area lavoro o l'home office che permette di creare una mini isola operativa molto interessante sia dal punto di vista funzionale sia estetico.

No longer the classic office furniture but a single furniture module for the work area or home office that allows you to create a very interesting mini operating island from both a functional and aesthetic point of view.









"Sitting"



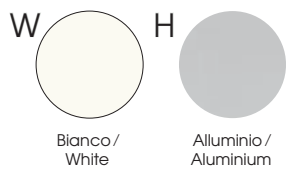
"Standing"

Sistema moduli / Modules system

Piani di lavoro, schiene e basamenti sottopiano sp. 2.5 cm in melaminico / Worktops, backs and undertop pedestal 2.5 cm thick in melamine



Staffa - Carter - Vassio / Brackets - Casing - Tray

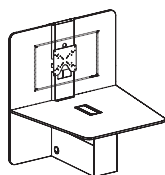


Note

Per altri accessori, consultare il relativo listino prezzi / For other accessories, see the relative price list

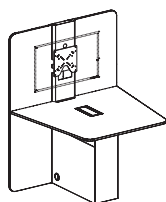
E-Media – Dispositivo multimediale/Multi-Media – Device

P 160 x H 174



401.SM.01.14_ L 142,5
401.SM.01.20_ L 202,5


P 160 x H 207



401.SM.02.14_ L 142,5
401.SM.02.20_ L 202,5

Canalizzazione/Wire-management

P 61,5 x H 29,3



401.VA.01.09_ L 89,5
401.VA.02.14_ L 149,5
Vassoio aggiuntivo (Optional)
/Additional tray (Optional)

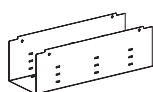


300.AP.T2.01 Ø 8



300.AP.T7.01 Ø 6
300.AP.T8.01 Ø 8

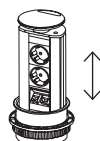
Canalizzazione – Elettrificazione – Accessori/Wire-management – Electrification – Accessories



300.AC.25.04 L 43,5
Marsupio/Basket

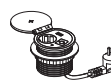


300.AP.S1.04 L 42
Per Marsupio:/For Basket:
300.AC.25.03



300.AP.T4.01
300.AP.T5.01 – UK
300.AP.T6.01 – US

Ø 8



300.AP.T8.11
300.AP.T8.14
300.AP.T8.17
300.AP.T8.20

Note:

1 Su richiesta Hardware e software. Possibilità di montare il monitor fornito dal cliente/Hardware and software on demand. Possibility to mount the monitor provided by the customer;

2 Per la scelta degli accessori vari, consultare il relativo listino o catalogo/To choose accessories, please check correspondent price list or catalogue;

3 Le dimensioni sono espresse in cm – consultare il listino prezzi per le caratteristiche tecniche, i codici degli articoli e delle finiture/Dimensions are stated in cm – for technical characteristics, article code numbers and finishing see price list.

Tutti gli articoli della serie DV401 - E-MEDIA non sono in pronta consegna. Per la disponibilità contattare l'ufficio commerciale/All the items of the DV401 - E-MEDIA series are not in prompt delivery. Please contact the commercial department to check availability

Articoli prodotti solo su richiesta/Items produced only on demand

Fino ad esaurimento/Until exhaustion;

Per Top access:/For Top access:
300.AC.20.04

Home Office Solutions

Living, smart solutions, safety, sustainability, resimercial design sono solo alcune delle parole chiave che muovono le proposte all'interno di questo catalogo dove i prodotti progettano ambienti. Il connubio tra materiali, colori e finiture crea linguaggi stilistici trasversali in grado di adattarsi ai contesti e agli stili di interior design più disparati apportando nuove funzionalità e un rinnovato appeal alle nostre case e ai nostri uffici.

Living, smart solutions, safety, sustainability, resimercial design are just some of the keywords that recap the proposals within this catalogue where products design environments. The combination of materials, colours and finishes creates transversal stylistic languages able to adapt to the most different contexts and interior design styles, bringing new features and a renewed appeal to our homes and offices.



TREKO - TABA





NOTO - MILO





ENNA - MILO



NIDA







NOBU - RIGA - E-PLACE



OXFORD - TABA - MEET



E-MEDIA - TAVOLINI CAFFE'

Abbiamo progettato
arredi e sistemi
che consentano di
soddisfare le nostre
esigenze concependo
lo spazio di lavoro
in maniera smart in
qualsiasi ambiente.



E-PLACE - FRONTAL PANELS



*We have designed
furnishings and
systems that allow
us to meet our needs
by conceiving the
workspace in a
smart way in any
environment.*



DV802 - RIO - SEUL

