
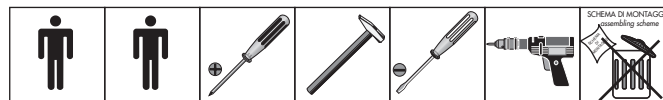


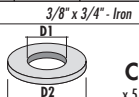
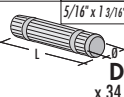
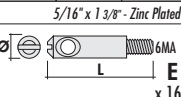



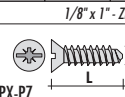

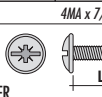
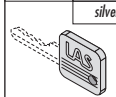
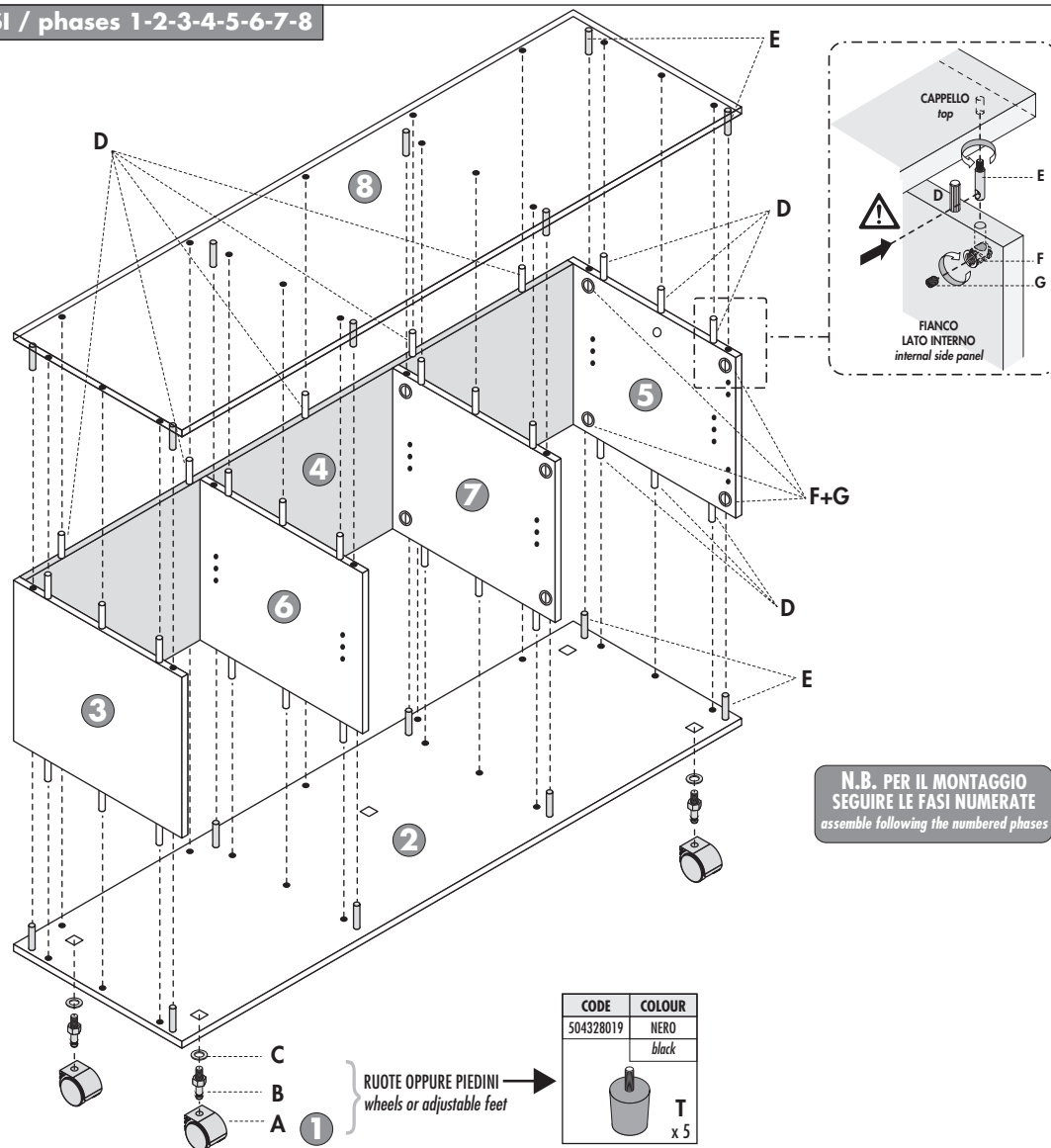
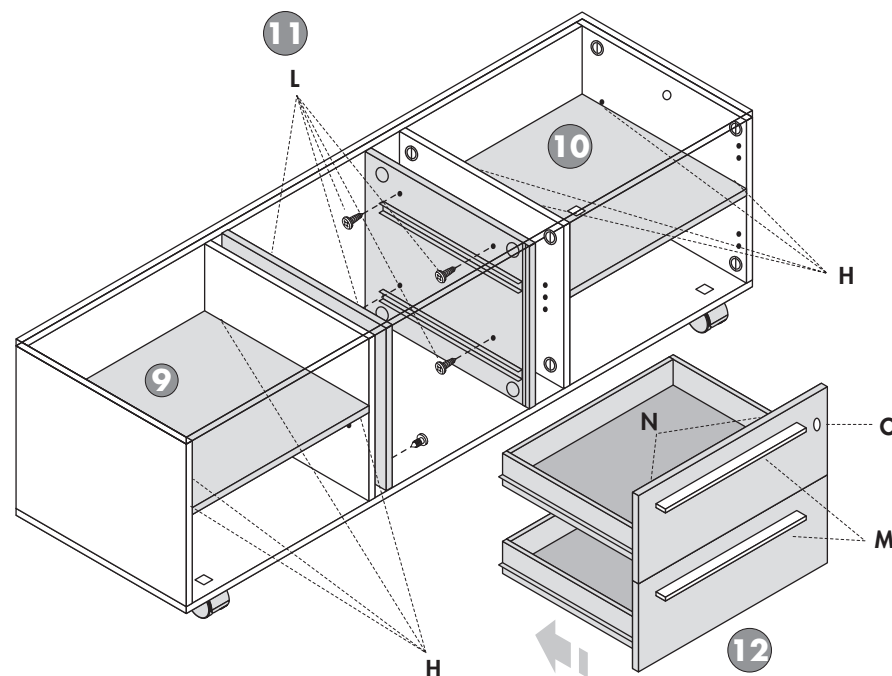











SCHEMA DI MONTAGGIO/assembly scheme
 MOBILI DI SERVIZIO SU RUOTE O PIEDINI
desk extension on wheels or adjustable feet:
ART. 851-852-853

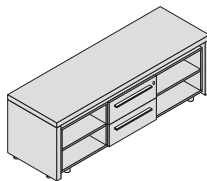

MOBILI PER UFFICIO

 CODICE
code **777 700 491**
 DISEGNO
drawing **SM 18003**
 DATA
date **20-04-2007**
 PAGINA
page **1/2**


CODE	COLOUR	CODE	COLOUR	CODE	D1 x D2	COLOUR	CODE	Ø x L	CODE	Ø x L	COLOUR	CODE	Ø	COLOUR	CODE	COLOUR	CODE	Ø x L	COLOUR	CODE	COLOUR	CODE	Ø x L	COLOUR	CODE	COLOUR					
504107004	NERO	505042902	ZINCATO	505190222	10 x 20	FERRO	505060902	8 x 30	505041903	7,5 x 36	ZINCATO	505031903	14	ZINCATO	506072209	ZINCATO	505170608	3,5 x 25	ZINCATO	508011529	INOX	506110108	4MA x 22,5	ZINCATO	507111701	ARGENTO					
	black Ø 50mm Ø 2"		Zinc Plated		3/8" x 3/4" - Iron			5/16" x 1 3/16"		5/16" x 1 3/8" - Zinc Plated			9/16"	Zinc Plated		Zinc Plated		black		1/8" x 1" - Zinc Plated		inox		4MA x 7/8" - Zinc Plated		silver					
A	x 5	B	x 5	C	x 5		D	x 34	E	x 16		F	x 16		G	x 16		H	x 8		I	x 8		J	x 2		K	x 6		L	x 1

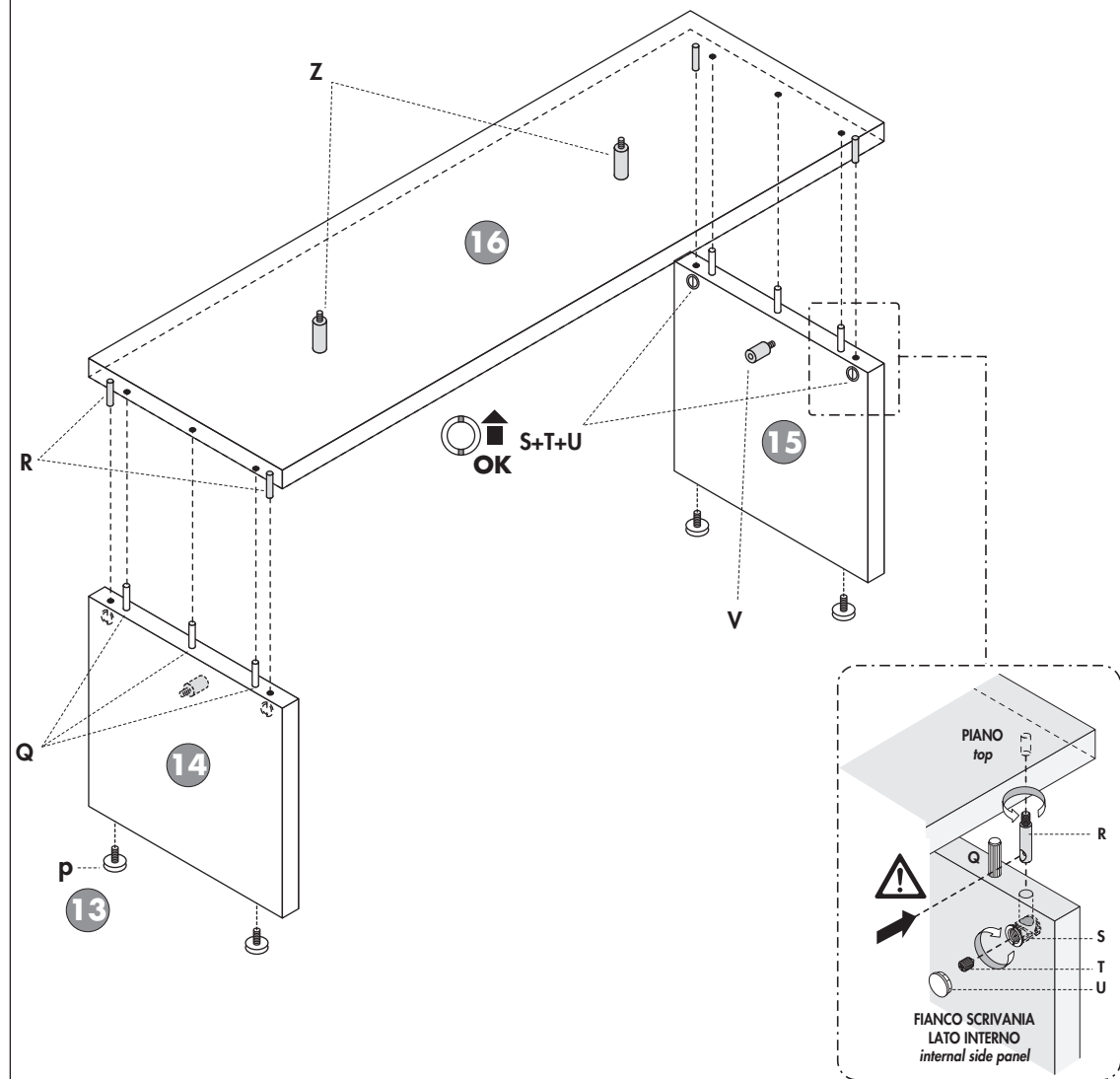
FASI / phases 1-2-3-4-5-6-7-8

FASI / phases 9-10-11-12


CODE	COLOUR	CODE	Ø x L	CODE	Ø x L	COLOUR	CODE	Ø	COLOUR	CODE	COLOUR	CODE	COLOUR	CODE	COLOUR	CODE	Ø x L	COLOUR	
504315021	ALLUMINIO	505060902	8 x 30	505041902	10 x 36	ZINCATO	505031912	16	ZINCATO	506062109	ZINCATA	505130677	maple 5	423010719	NICKEL	506223609	6MA x 25	ZINCATA	
	aluminium		5/16" x 1 3/16"		3/8" x 1 3/8" - Zinc Plated			5/8"	Zinc Plated		Zinc Plated				nickel		6MA x 1" - Zinc Plated		
	P		Q		R			S			T		U		V		Z		A1
± 0mm25 ±	x 4		x 6		x 4			x 4			x 4		x 4		x 2		x 2		x 4

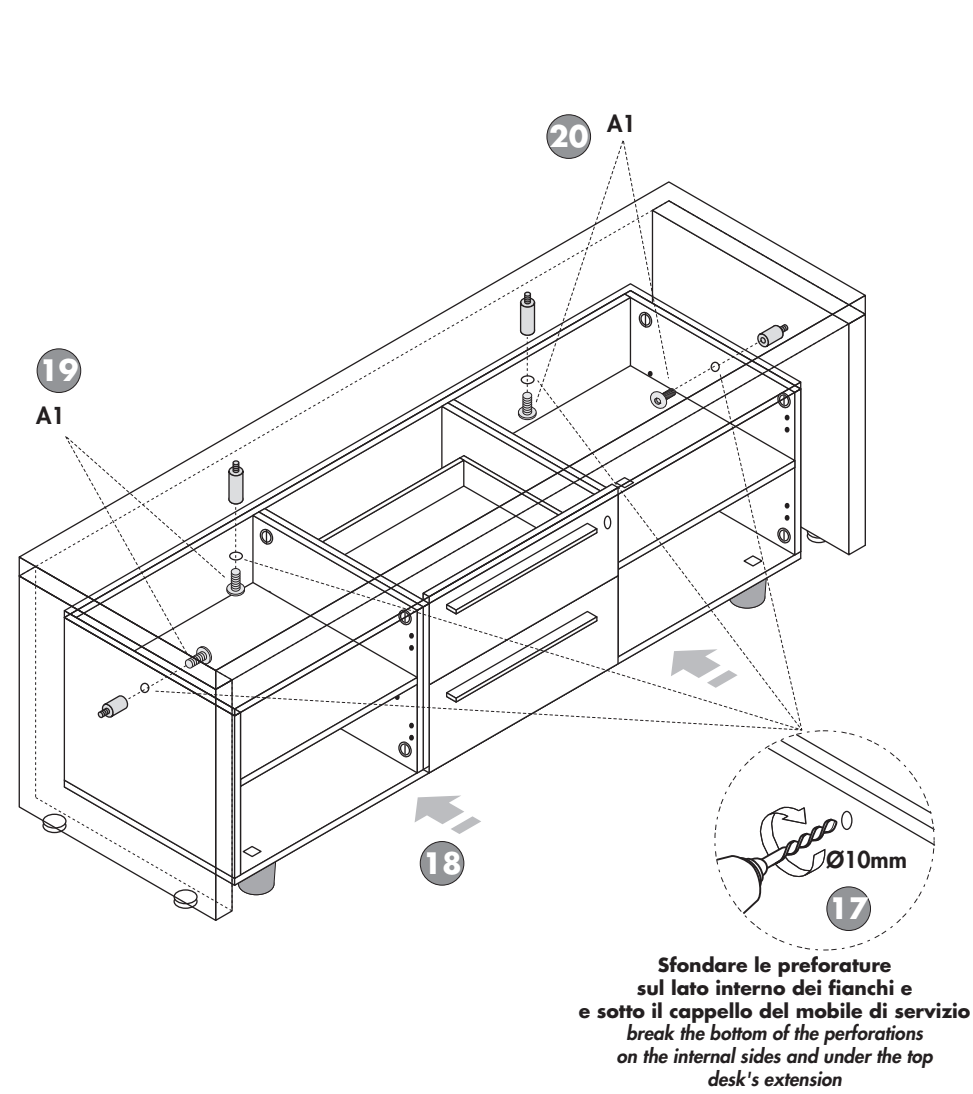


**N.B. PER IL MONTAGGIO
SEGUIRE LE FASI NUMERATE**
assemble following the numbered phases

FASI / phases 13-14-15-16



FASI / phases 17-18-19-20



**Sfondare le preforature
sul lato interno dei fianchi e
e sotto il cappello del mobile di servizio**
break the bottom of the perforations
on the internal sides and under the top
desk's extension